

Intended for
European Maritime Safety Agency

Document type
Draft final report Appendix 3 – Survey results

Date
February 2017

Contract number
EMSA/OP/04/2016

EVALUATION ON THE IMPLEMENTATION OF THE REGULATION (EC) NO 1406/2002 ESTABLISHING EMSA DRAFT FINAL REPORT APPENDIX 3 – SURVEY RESULTS

**EVALUATION ON THE IMPLEMENTATION OF THE
REGULATION (EC) NO 1406/2002 ESTABLISHING
EMSA
DRAFT FINAL REPORT APPENDIX 3 – SURVEY
RESULTS**

Revision **1**
Date **15/02/2017**
Made by **Franziska Lessmann, Federica Vinci**
Checked by **Xavier Le Den**

Ref

CONTENTS

1.	INTRODUCTION	1
1.1	Structure of this report	1
1.2	Implementation of the survey	1
2.	RESPONDENT PROFILES	3
3.	RELEVANCE	9
4.	EFFECTIVENESS	11
4.1	Monitoring, Surveillance and Information Sharing	12
4.2	Standards, Rules and Implementation	13
4.3	Environmental Challenges and Response	16
4.4	Information, Knowledge and Training	18
5.	IMPACT	20
6.	UTILITY	21
7.	EFFICIENCY AND COST-EFFECTIVENESS	24
7.1	Questions asked to EMSA staff, the Administrative Board and the Commission	24
7.2	Questions only asked to EMSA staff	26
7.3	Questions asked to the Administrative Board and to national maritime authorities	28
8.	ADDED VALUE	30
	TRAINING ACTIVITIES	33
9.	COMMUNICATION	35
10.	FORWARD LOOKING QUESTIONS	36

1. INTRODUCTION

1.1 Structure of this report

This report presents an overview of the responses received to the online survey, conducted in the context of the *Evaluation on the implementation of the Regulation (EC) no 1406/2002 establishing a European Maritime Safety Agency (EMSA)*. After this introduction and an overview of the respondent profiles, the report is organised following the evaluation criteria of the study, with two additional chapters on EMSA's training activities and on EMSA's external communication.

In addition to general questions about EMSA, the survey participants were asked questions on EMSA's activities and services, whereby the services and activities have been grouped according to the four headings of EMSA's 5-year strategy:¹

- Monitoring surveillance and Information Sharing
- Standards, Rules and Implementation
- Environmental Challenges and Response
- Information, Knowledge and Training.

To facilitate the assessment of each of these areas, the respondents to the survey were invited to select up to three of EMSA's activities and services which they wished to assess against the effectiveness, utility, efficiency and added value criteria. In the present report, the assessments of each activity under the four areas are presented on the basis of the number of respondents who selected them for the detailed assessment. In addition, for each of the four areas, the survey responses for the individual activities have been aggregated, so as to provide an overall assessment of the work area.

1.2 Implementation of the survey

The survey for the external evaluation of EMSA has been developed based on the evaluation questions matrix, covering all evaluation criteria. The questionnaire was discussed and piloted with EMSA staff members and external stakeholders.

The survey was implemented in form of an online questionnaire and was conducted between 13 October and 11 November 2016. To increase the response rate, the survey was reopened from 22 November to 2 December 2016.

For the purpose of the survey, EMSA shared with the evaluators contact details of their main stakeholders. The survey was distributed to EMSA's Administrative Board, selected members of the European Commission and the European Parliament, as well as employees of a number of European Agencies. The survey was furthermore sent to Member States' transport attaches at the Council, to CNTA focal points in Member States and partner countries, as well as national transport ministries. National and European industry associations were invited to share the survey with their members. In addition, relevant international organisations, training and educational institutions and media were invited to respond to the survey.

The survey was distributed among EMSA staff by EMSA's planning and evaluation unit.

Table 1 below provides an overview of the different activities implemented to promote the distribution of the survey.

¹ European Maritime Safety Agency (2015). "EMSA 5 YEAR STRATEGY".

Table 1: Distribution of the survey

Activity	Date
Invitation sent out to largest group of stakeholders (452 respondents)	13.10.2016
Email invitation to share the survey sent out to industry associations (59 associations)	13.10.2016
Invitation sent out to academia (280 respondents)	18.10.2016
Invitation sent out to EMSA staff	18.10.2016
First reminder sent out to all but EMSA staff	21.10.2016
First reminder to EMSA staff sent out	25.10.2016
Second reminder sent out to all but EMSA staff	02.11.2016
Second reminder to EMSA staff sent out	31.10.2016
Final reminder sent out to EMSA staff and all other respondents	07.11.2016
Personal reminder and follow up per phone to MarAds of countries which had not responded so far	07.11.2016
Follow up phone call with industry associations	08.11.2016
Survey closed	11.11.2016
Survey reopened	22.11.2016
Survey promoted by EMSA's Administrative Board	22.11.2016
Survey closed	02.12.2016

Additional efforts were made to distribute the survey among industry associations, as presented in Table 2. The contact details received for the industry associations were however incomplete.

Table 2: Distribution to industry associations


	Industry associations
Personal invitation to share the survey sent and follow up per phone	59
Wrong email address	8
Wrong phone number	8

During the last week of the survey implementation all Maritime Authorities from Member States and IPA countries were reminded with a personalised email and where no correct email address was available per phone.

Table 3: Additional follow up with MarAds

	MarAds
Additional personal email sent as a reminder	13
Follow-up per phone due to wrong email address	5
Wrong phone number	2

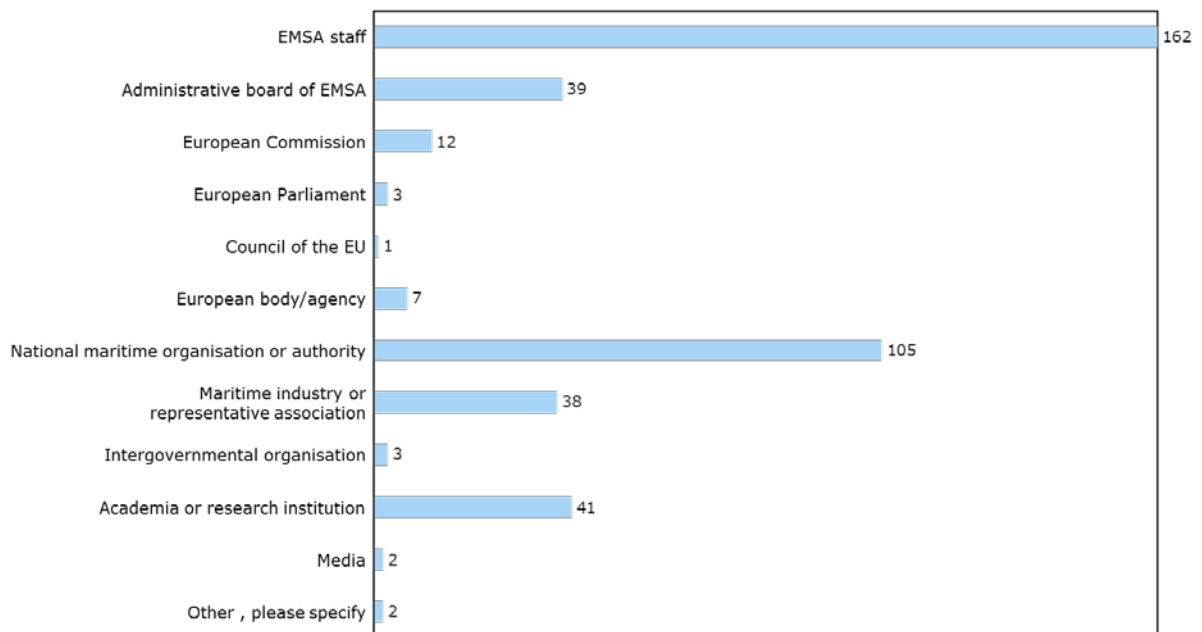
Figure 1 provides an overview of the number of respondents. This figure has been prepared after the data has been cleaned up from any double entries or partially complete answers which did not go beyond specifying the type of organisation of the participant.

Figure 1: Overall survey status²

2. RESPONDENT PROFILES

This section of the survey reports provides an overview of the types of respondents to the survey. In total, 415 responses have been received.

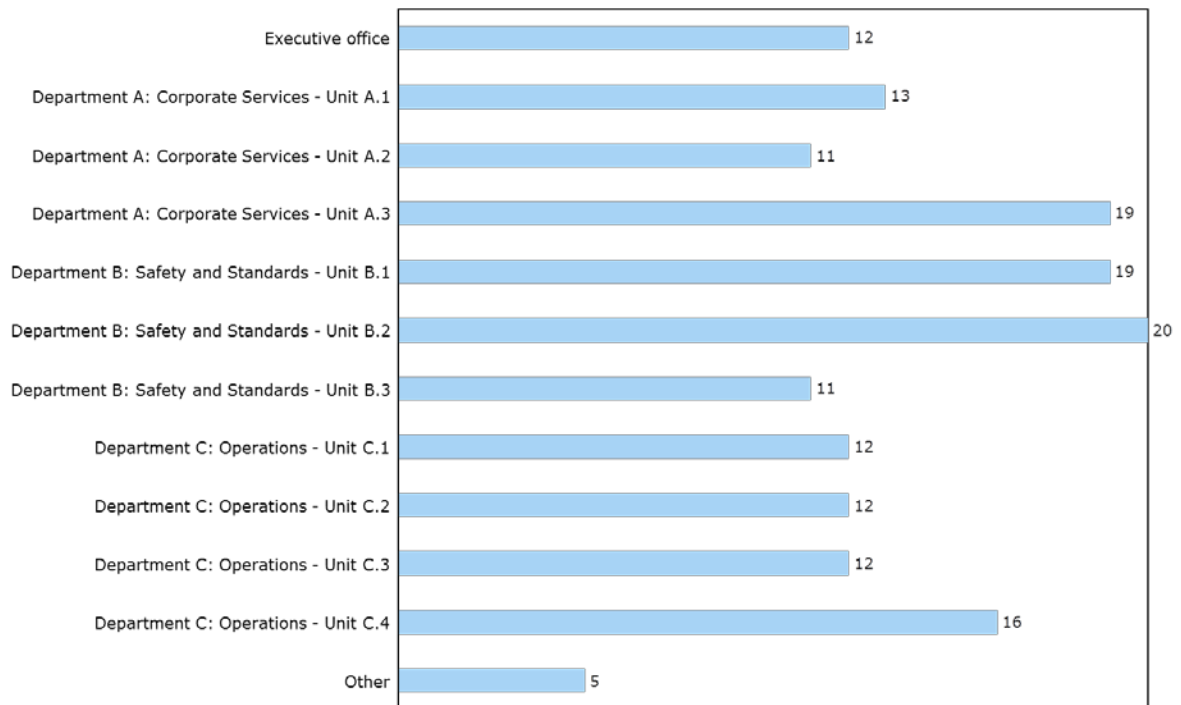
Figure 2: Which organisation do you belong to (N=415)



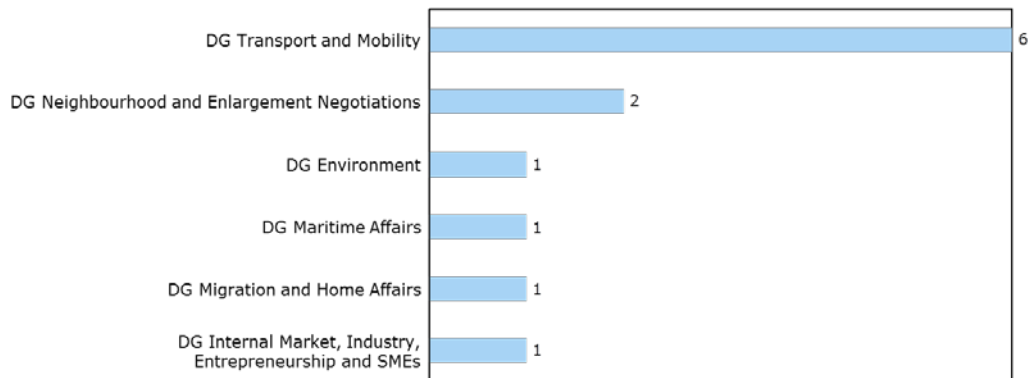
The respondents indicating “other” are a consultant on maritime safety and a representative of NOFO.

Responses from members of EMSA’s Administrative Board from 26 Member States have been received.

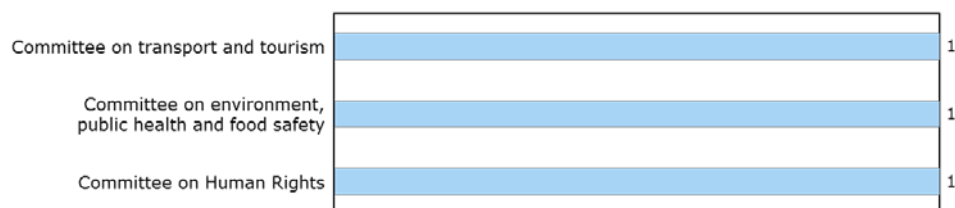
² The status should be read as follows: *Distributed* – Number of stakeholders who have received an invitation and reminders to take part in the survey but did not respond or stakeholders who received an invitation through a third party and provided their email address to participate in the survey but never answered. Among the number of distributed surveys are 95 respondents to which the system has not been able to send out the invitation as either a wrong email address was provided or the recipients’ email system blocked the emails sent through the survey system. *Partially complete* – number of respondents who have accessed the survey and responded to some but not all the questions. *Complete* – number of respondents who have answered to all survey questions.

Figure 3: In which part of EMSA do you work? (N=162)


Note: This question was only asked to EMSA staff

Figure 4: Which DG of the Commission do you belong to? (N=12)

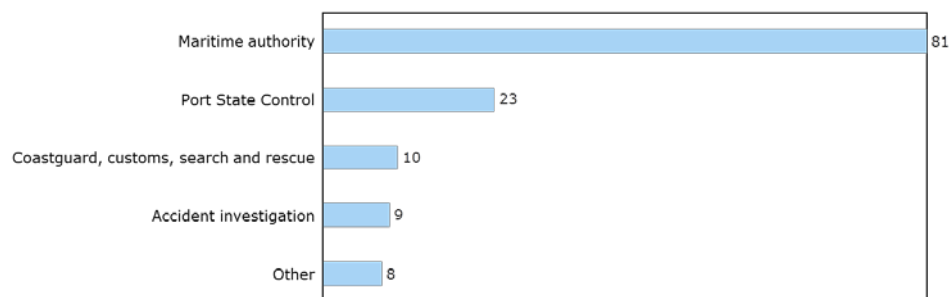
Note: This question was only asked to members of the Commission

Figure 5: Which parliamentary committee do you belong to? (N=3)

Note: this question was only asked to members of the parliament

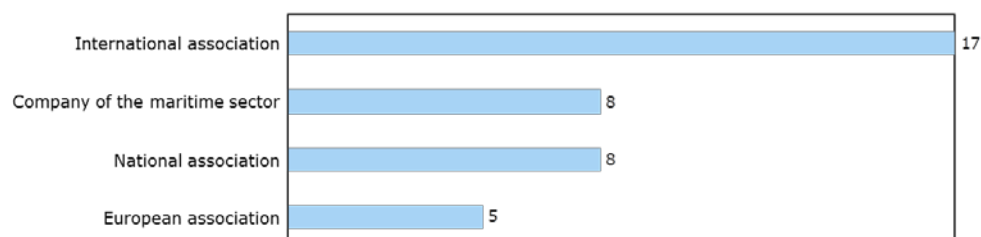
Figure 6: Which European body or agency do you belong to? (N=7)

Note: this question was only asked to representatives of European bodies or agencies

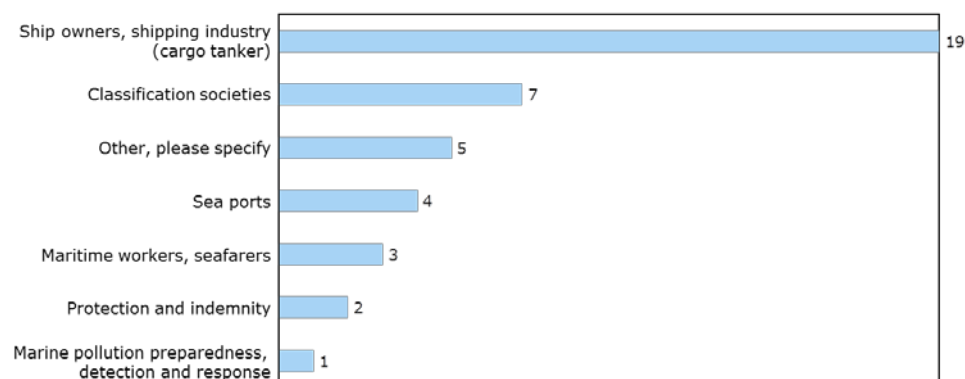
Figure 7: Which part(s) of a national maritime organisation or authority do you belong to? (multiple choice, N=104)

Note: this question was only asked to representatives of national maritime organisations or authorities

The respondents indicating “other” come from different parts of national administration, including environmental agencies and customs.


Figure 8: What type of industry organisation do you belong to? (N=38)

Note: this question was only asked to respondents from the maritime industry or representative associations

Figure 9: What sector of the maritime industry are you active in / do you represent? (N=38)

Note: this question was only asked to respondents from the maritime industry or representative associations

Figure 10: Which international organisation do you belong to? (N=3)



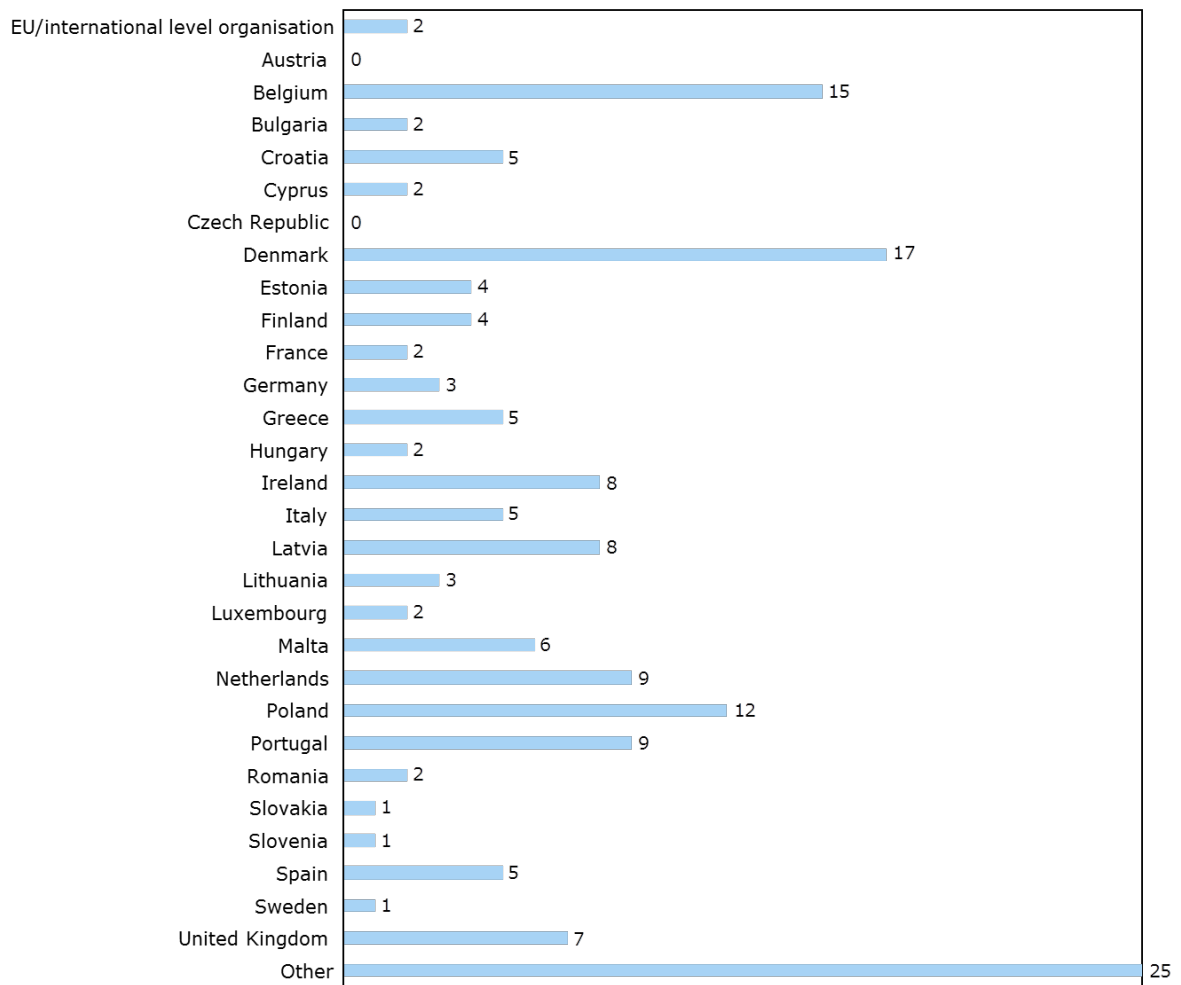
Note: this question was only asked to representatives of international organisations

The respondent indicating "other" is from the Finnish Meteorological Organisation.

Figure 11: Does your institution organise training academies in the field of maritime safety and security? (N=41)



Note: this question was only asked to representatives of academic or research institutions.

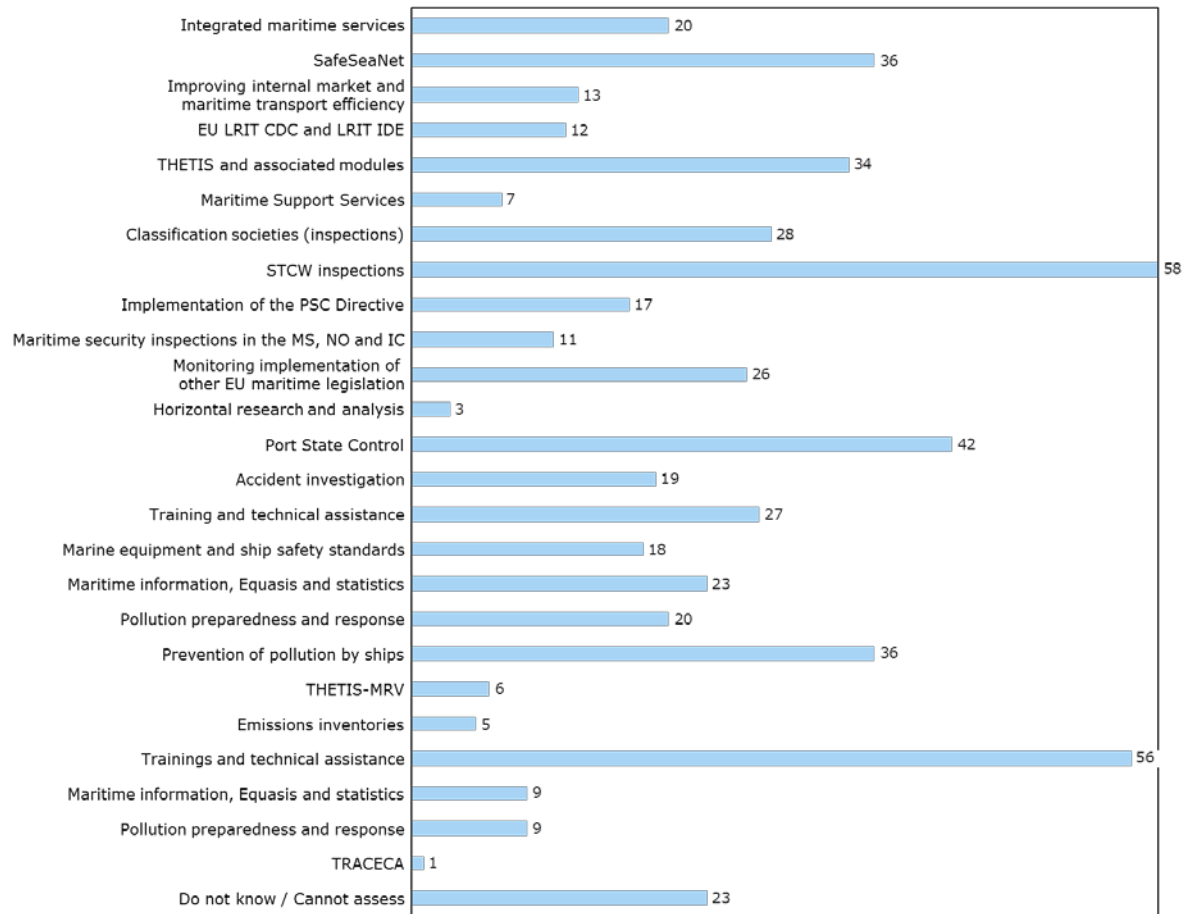
Figure 12: In which country are you based or which country do you represent? (N=167)

Note: this question was asked to members of the Council of the EU, national maritime organisations and authorities, maritime industry and representative associations, academia or research institutions, media, and those indicating “other” when asked about which organisation they belonged to.

Among those indicating “other” as the country they are based in or represent 14 come from neighbouring countries of the EU, including five respondents from Norway and five from Turkey, two come from Australia and Oceania, two from South America, six from Asia and one from Africa.

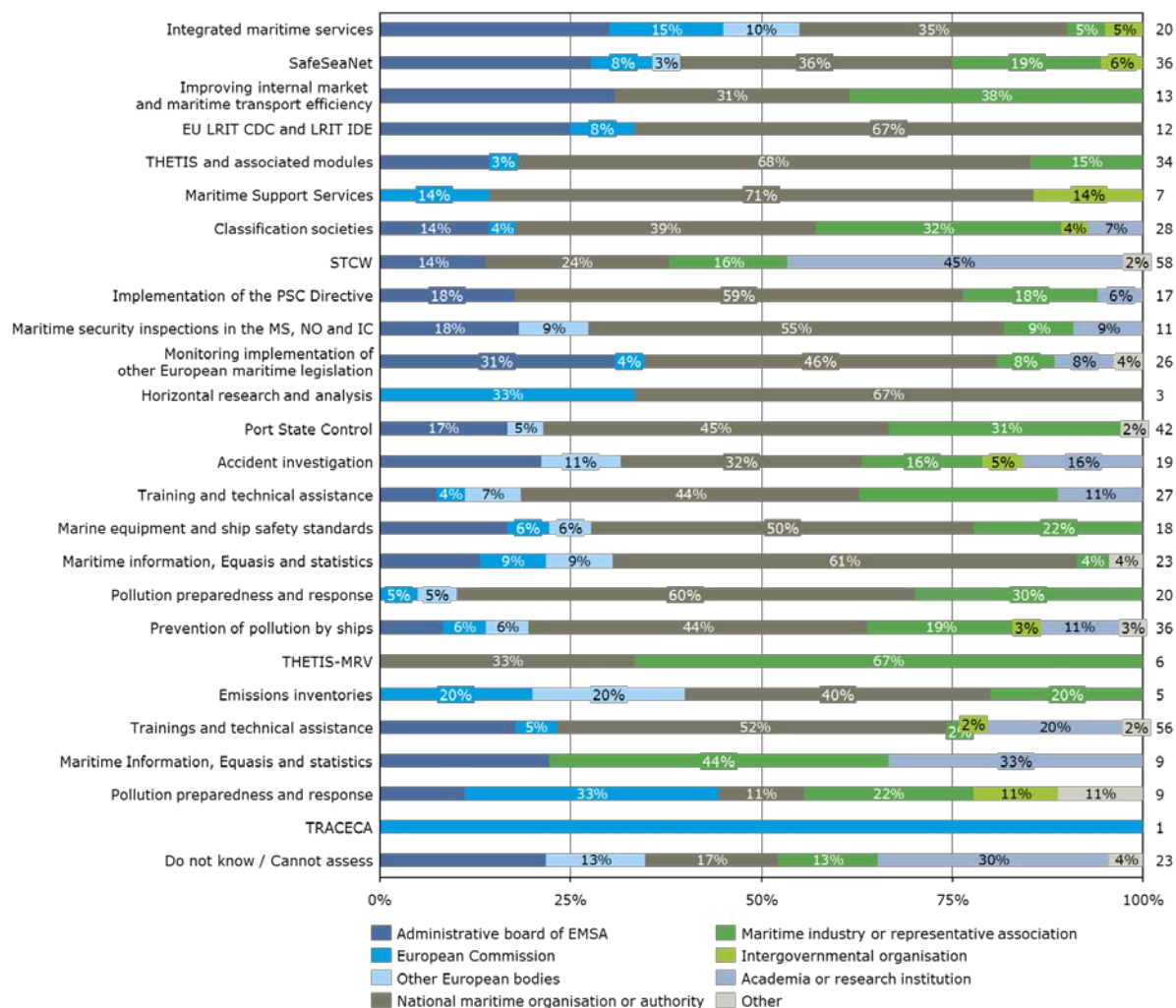
Respondents were asked to select up to three services or activities of EMSA which they knew best or were most willing to provide their comments on. The respondents selected the services as presented below.

Figure 13: Of the following EMSA activities and services, please select the ones you are most familiar with and/or are most willing to comment on (up to three options can be selected, N=253)



Note: this question was not asked to EMSA staff.

Figure 14: Of the following EMSA activities and services, please select the ones you are most familiar with and/or are most willing to comment on (up to three options can be selected, N=253) – shown per respondent group

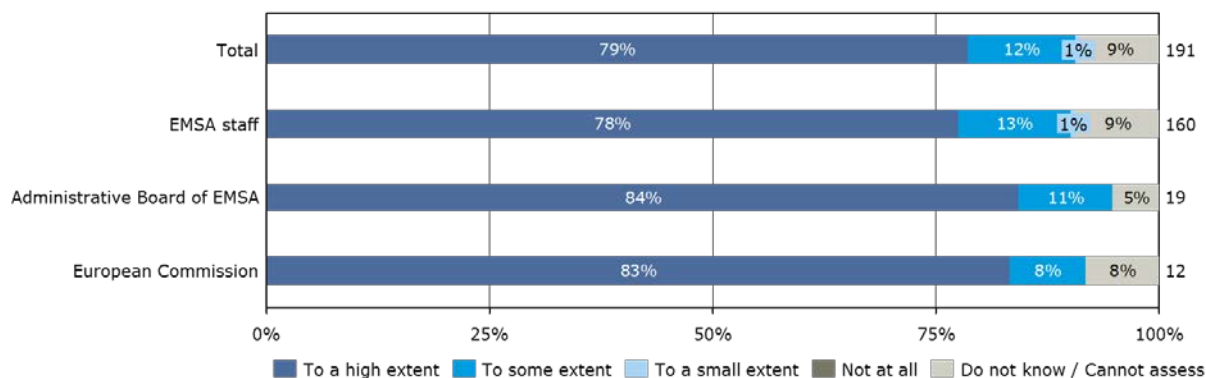


Note: this question was not asked to EMSA staff.

3. RELEVANCE

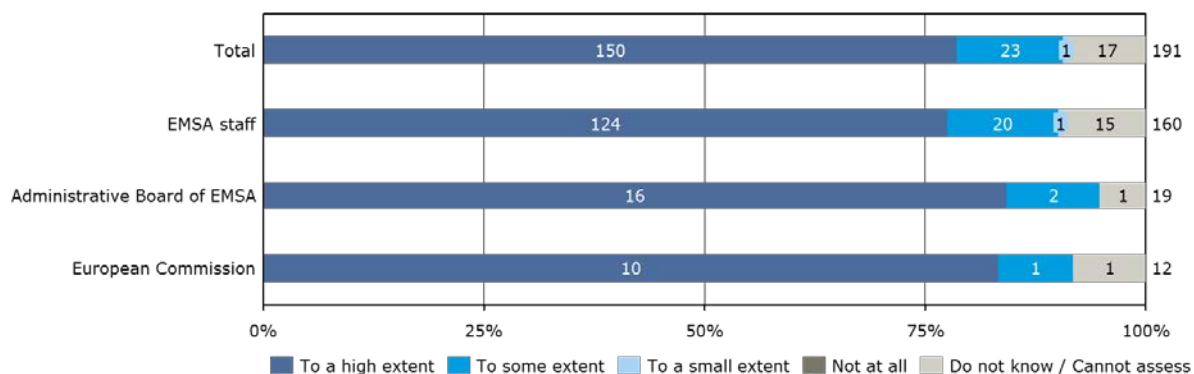
This section presents responses received to questions about the relevance of EMSA's activities and services. These questions have been answered by EMSA staff, members of EMSA's Administrative Board and the Commission.

Figure 15: With your knowledge of what is prescribed by the Founding Regulation for EMSA (EC Regulation 1406/2002 as amended), to what extent does EMSA fulfil its mandate and core tasks? (N=191)



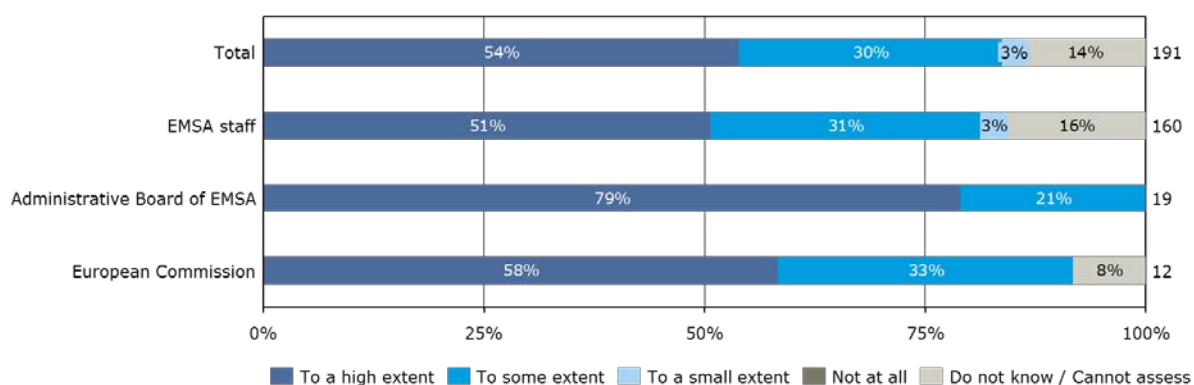
Note: this question was asked to EMSA staff, members of EMSA's Administrative Board and the Commission.

Figure 16: With your knowledge of what is prescribed by the Founding Regulation for EMSA (EC Regulation 1406/2002 as amended), to what extent does EMSA fulfil its mandate and core tasks? (N=191)



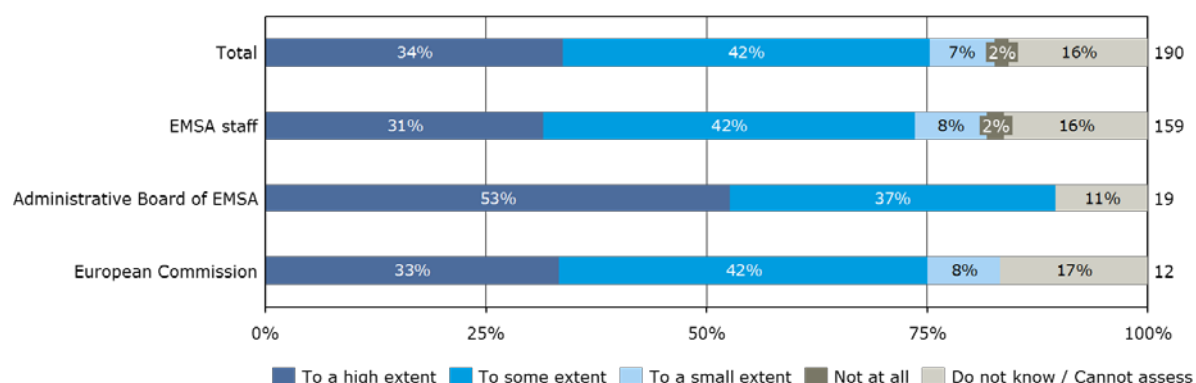
Note: this question was asked to EMSA staff, members of EMSA's Administrative Board and the Commission.

Figure 17: In your opinion, to what extent do the objectives and tasks set out in EMSA's Founding Regulation match the needs of stakeholders in the field of maritime safety and security, as well as prevention of and response to maritime pollution? (N=191)



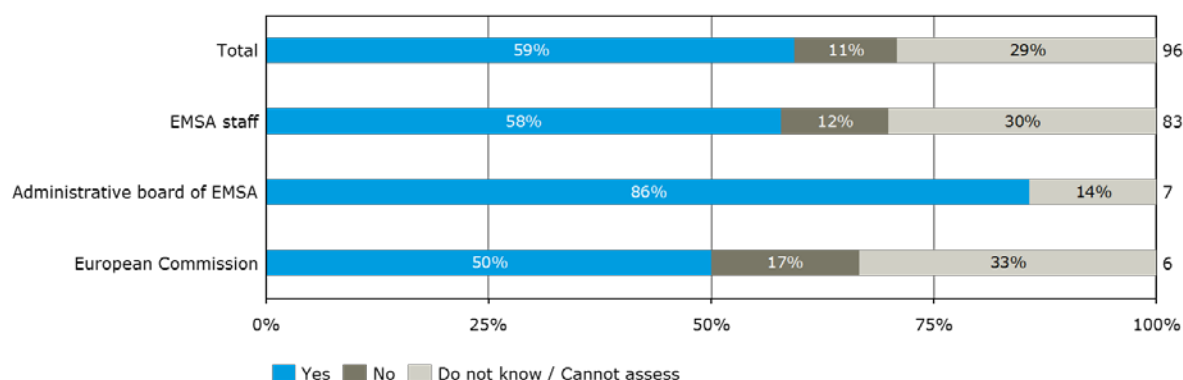
Note: this question was asked to EMSA staff, members of EMSA's Administrative Board and the Commission.

Figure 18: In your opinion, to what extent are emerging challenges and needs of the European maritime sector well addressed by the tasks set for EMSA in its Founding Regulation? (N=190)



Note: this question was asked to EMSA staff, members of EMSA's Administrative Board and the Commission.

Figure 19: Do you think EMSA's Founding Regulation should be amended to better accommodate for emerging needs and challenges? (N=96)



Note: this question was asked to all respondents of the previous question who had indicated that EMSA's Founding Regulation addressed emerging challenges and needs "to some extent", "to a small extent" or "not at all".

Respondents who indicated that they thought that EMSA's Founding Regulation should be amended to better accommodate emerging needs and challenges were asked to explain in what ways the Regulation should be amended. A total of 35 answers have been provided which will be further analysed.

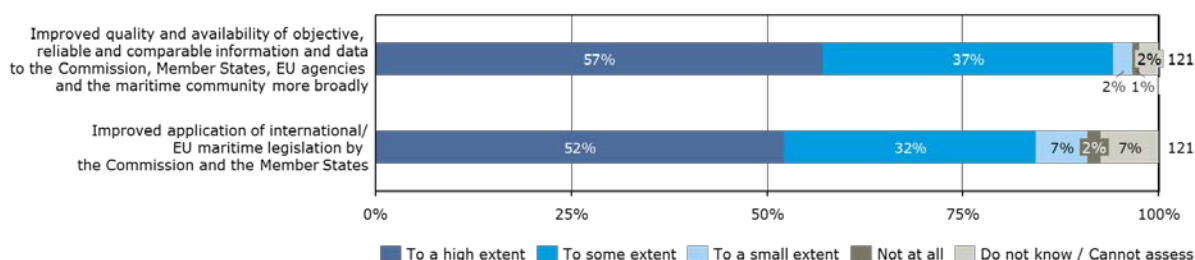
4. EFFECTIVENESS

For the present section, EMSA's services and activities have been grouped according to the headings of the five year strategy. Under each heading, first an overall figure on stakeholders' assessment of the extent to which EMSA's activities in each of the work areas contribute to the achievement of different results is presented. This is followed by more detailed figures on the assessment of achievement of results per activity.

The questions on effectiveness were asked to all survey participants except for EMSA staff. As described in the introduction to this report, respondents were able to choose up to three of EMSA's services on which further questions were asked. Therefore the total number of responses in the following figures (N) can be lower than the number of responses indicated in each row of the figures.

4.1 Monitoring, Surveillance and Information Sharing

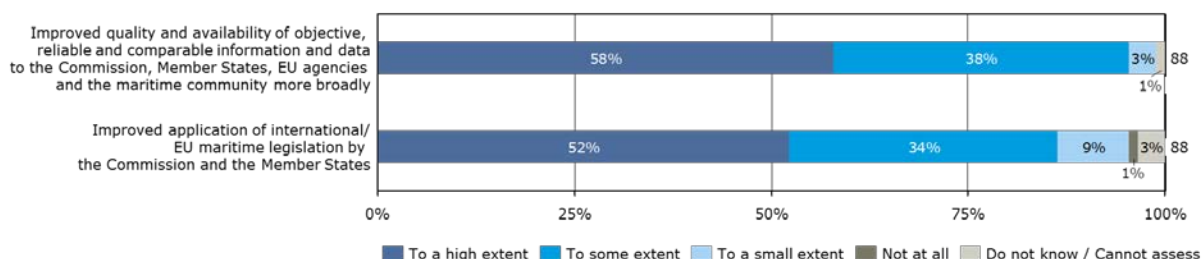
Figure 20: Assessment of achievement of results for activities in the area of Monitoring, Surveillance and Information (N=84)



Note: this question was not asked to EMSA staff.

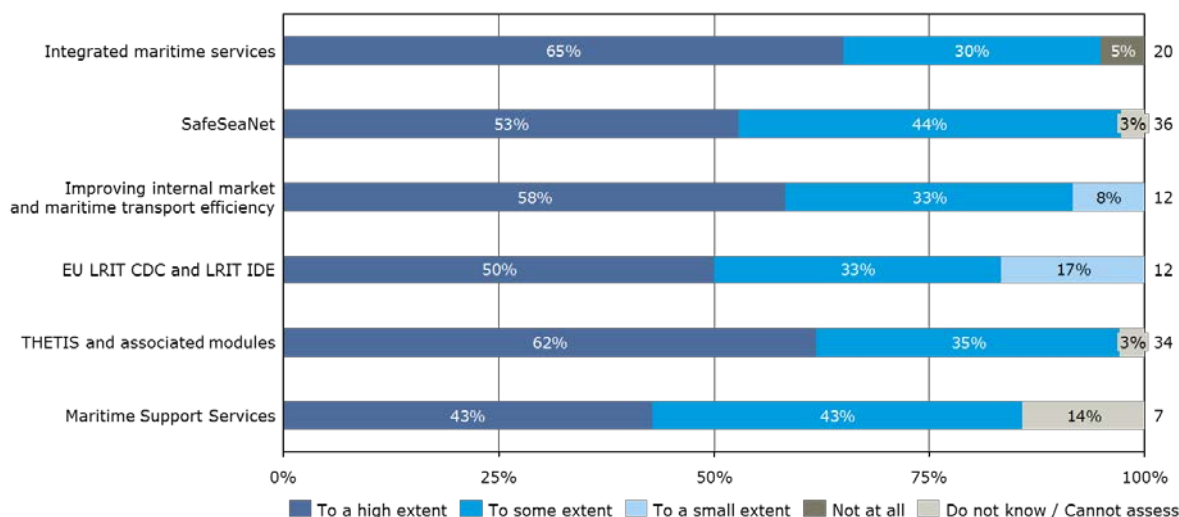
The figure is compiled on the basis of the assessments of activities in the area of Monitoring, Surveillance and Information presented in Figure 22 to Figure 23

Figure 21: Assessment of achievement of results for activities in the area of Monitoring, Surveillance and Information (only national maritime administrations, including Administrative Board members, N=68)



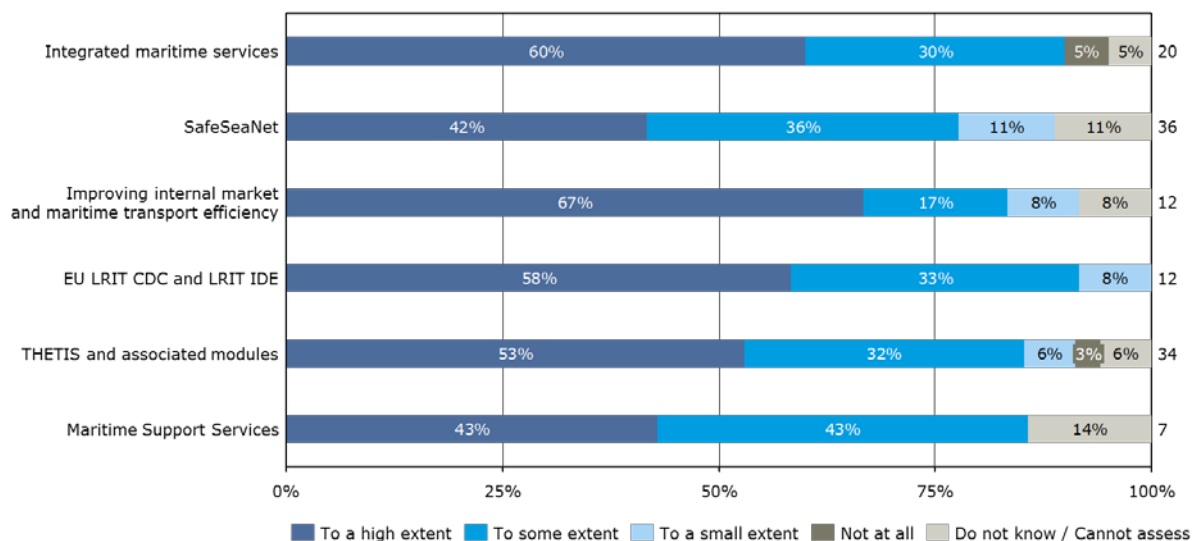
Note: this question was not asked to EMSA staff.

Figure 22: In your opinion, to what extent have the activities of EMSA in the following areas contributed to improved quality and availability of objective, reliable and comparable information and data to the Commission, Member States, EU agencies and the maritime community more broadly? (N=84)



Note: this question was not asked to EMSA staff.

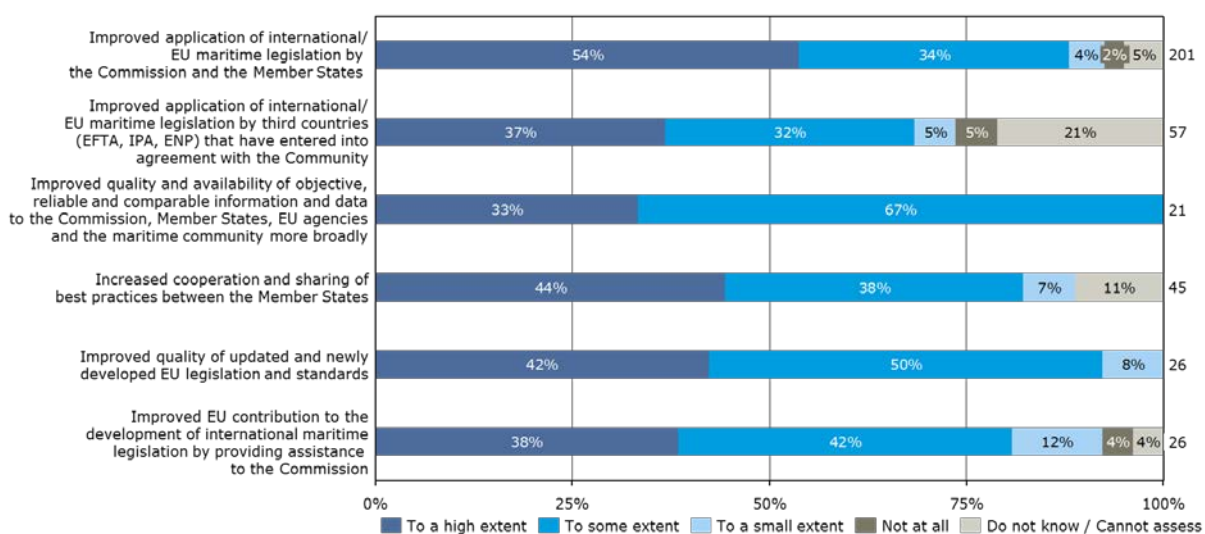
Figure 23: In your opinion, to what extent have the activities of EMSA in the following areas contributed to improved application of international/EU maritime legislation by the Commission and the Member States (N=84)



Note: this question was not asked to EMSA staff.

4.2 Standards, Rules and Implementation

Figure 24: Assessment of achievement of results for activities in the area of Standards, Rules and Implementation (N=152)



Note: this question was not asked to EMSA staff.

The figure is compiled on the basis of the assessments of activities in the area of Standards, Rules and Implementation presented in Figure 26 to Figure 31

Figure 25: Assessment of achievement of results for activities in the area of Standards, Rules and Implementation (only national maritime administrations, including members of the Administrative Board, N=83)

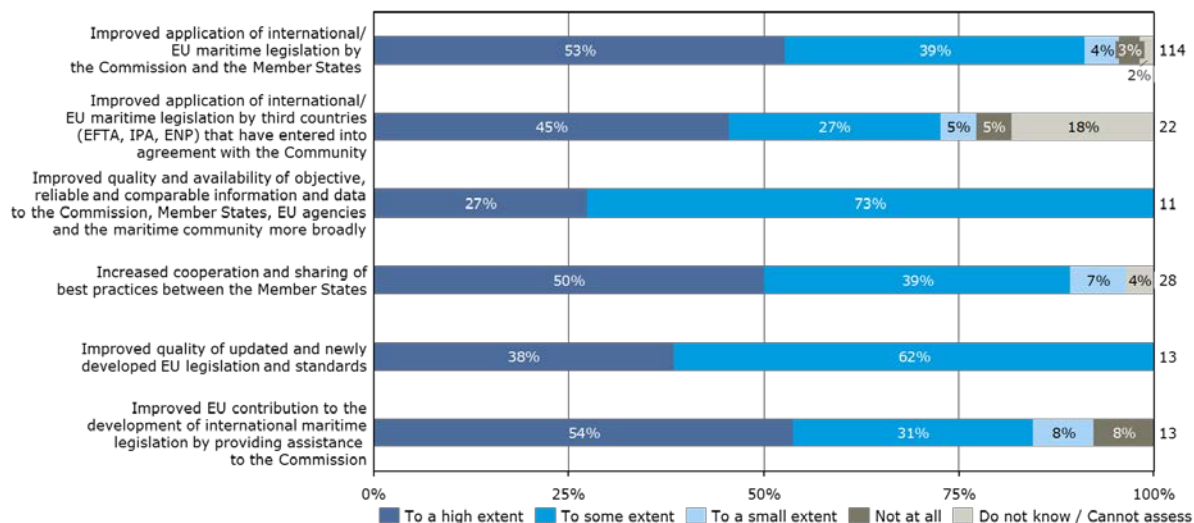
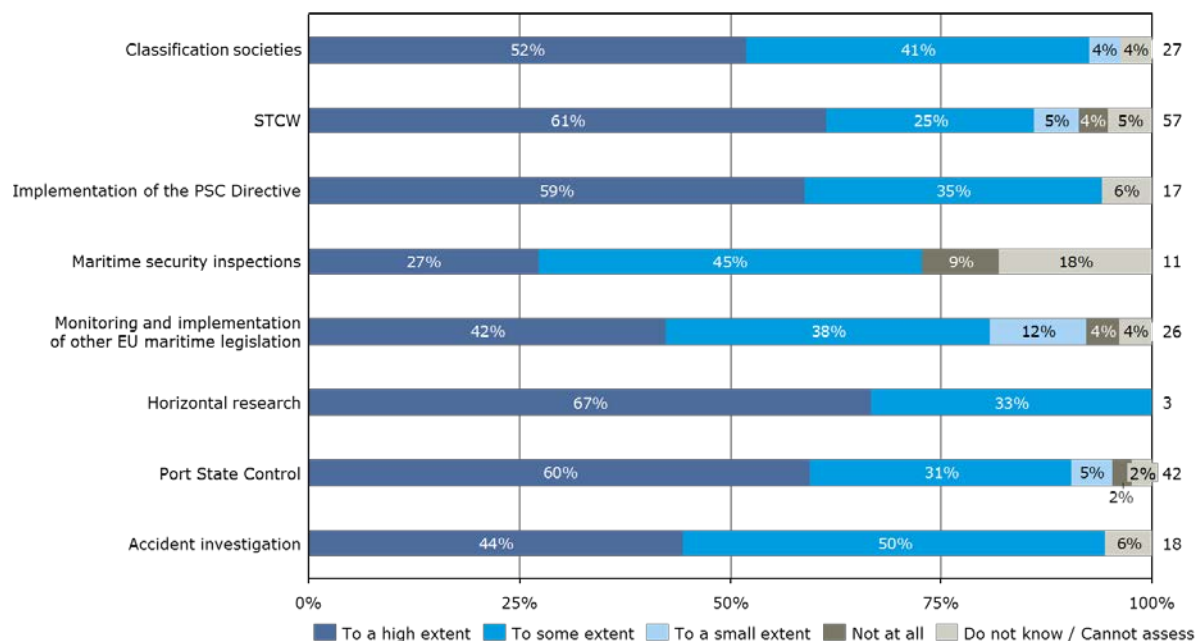
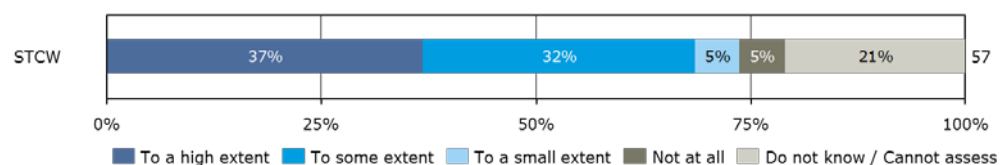


Figure 26: In your opinion, to what extent have the activities of EMSA in the following areas contributed to improved application of international/EU maritime legislation by the Commission and the Member States? (N=141)



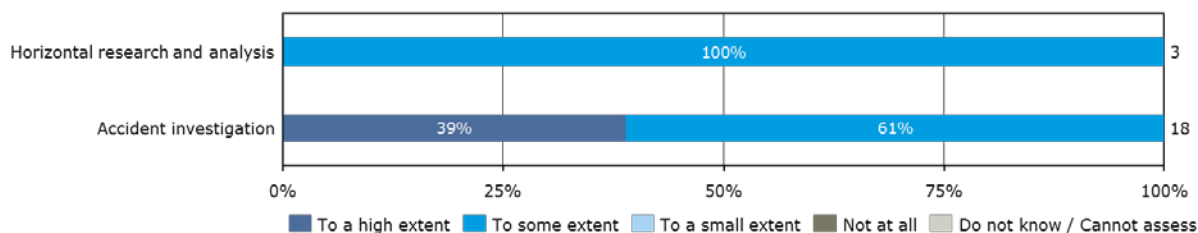
Note: this question was not asked to EMSA staff.

Figure 27: In your opinion, to what extent have the activities of EMSA in the following areas contributed to improved application of international/EU maritime legislation by third countries (EFTA, IPA, ENP) that have entered into agreement with the Community? (N=57)



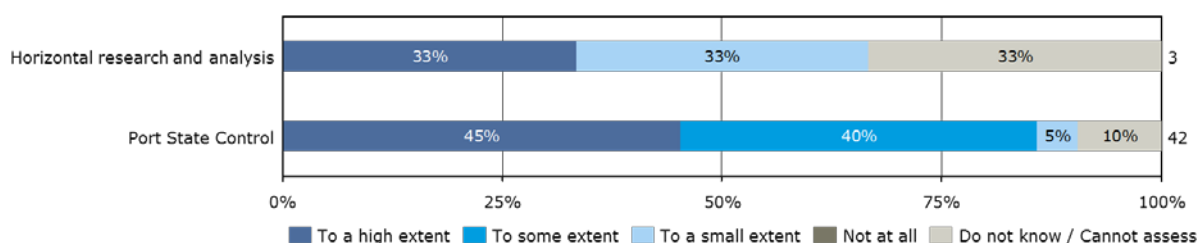
Note: this question was not asked to EMSA staff.

Figure 28: In your opinion, to what extent have the activities of EMSA in the following areas contributed to improved quality and availability of objective, reliable and comparable information and data to the Commission, Member States, EU agencies and the maritime community more broadly? (N=21)



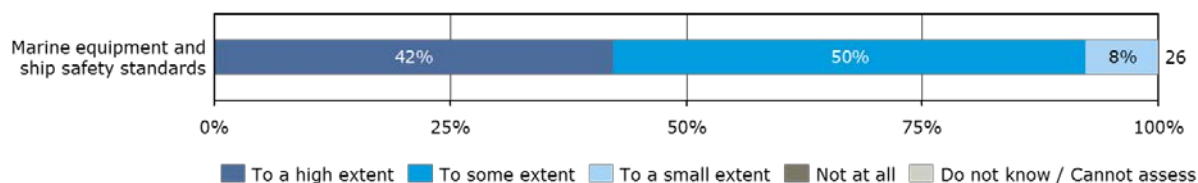
Note: this question was not asked to EMSA staff.

Figure 29: In your opinion, to what extent have the activities of EMSA in the following areas contributed to increased cooperation and sharing of best practices between the Member States? (N=45)



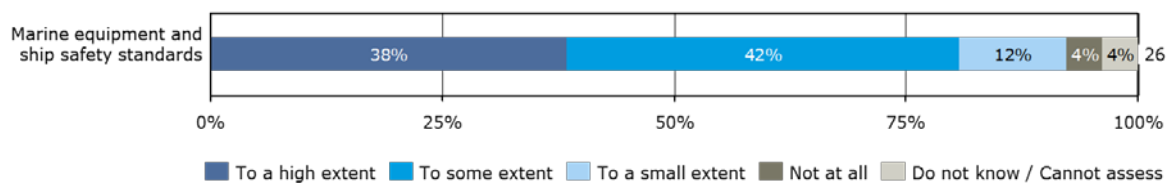
Note: this question was not asked to EMSA staff.

Figure 30: In your opinion, to what extent have the activities of EMSA in the following areas contributed to improved quality of updated and newly developed EU legislation and standards? (N=26)



Note: this question was not asked to EMSA staff.

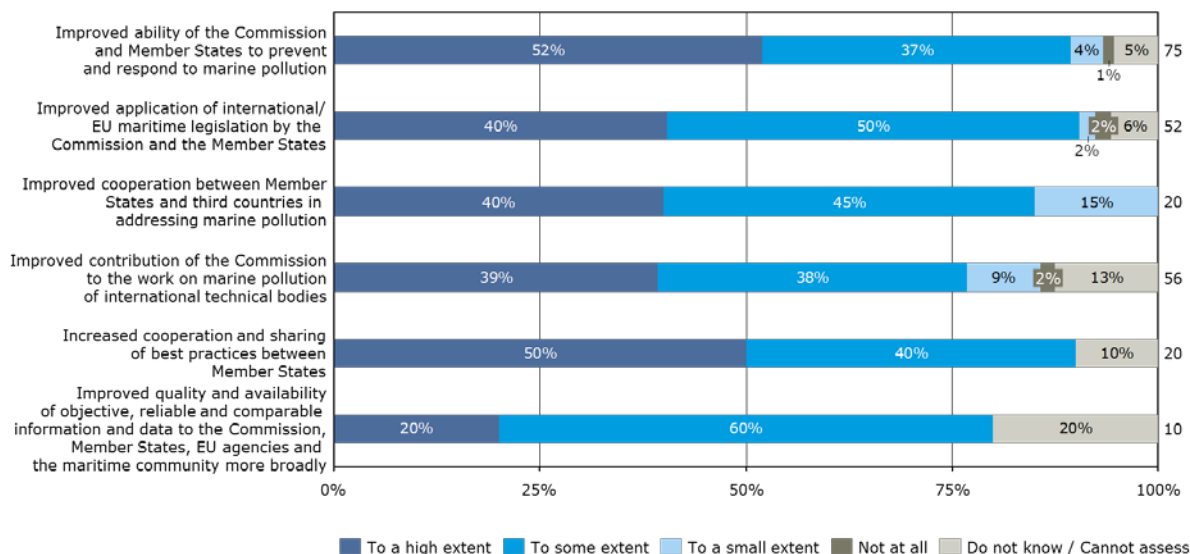
Figure 31: In your opinion, to what extent have the activities of EMSA in the following areas contributed to improved EU contribution to the development of international maritime legislation by providing assistance to the Commission? (N=26)



Note: this question was not asked to EMSA staff.

4.3 Environmental Challenges and Response

Figure 32: Assessment of achievement of results for activities in the area of Environmental Challenges and Response (N=70)



Note: this question was not asked to EMSA staff.

The figure is compiled on the basis of the assessments of activities in the area of Environmental Challenges and Response presented in Figure 35 to Figure 39

Figure 33: Assessment of achievement of results for activities in the area of Environmental Challenges and Response (only national maritime administrations, including members of the Administrative Board, N=39)

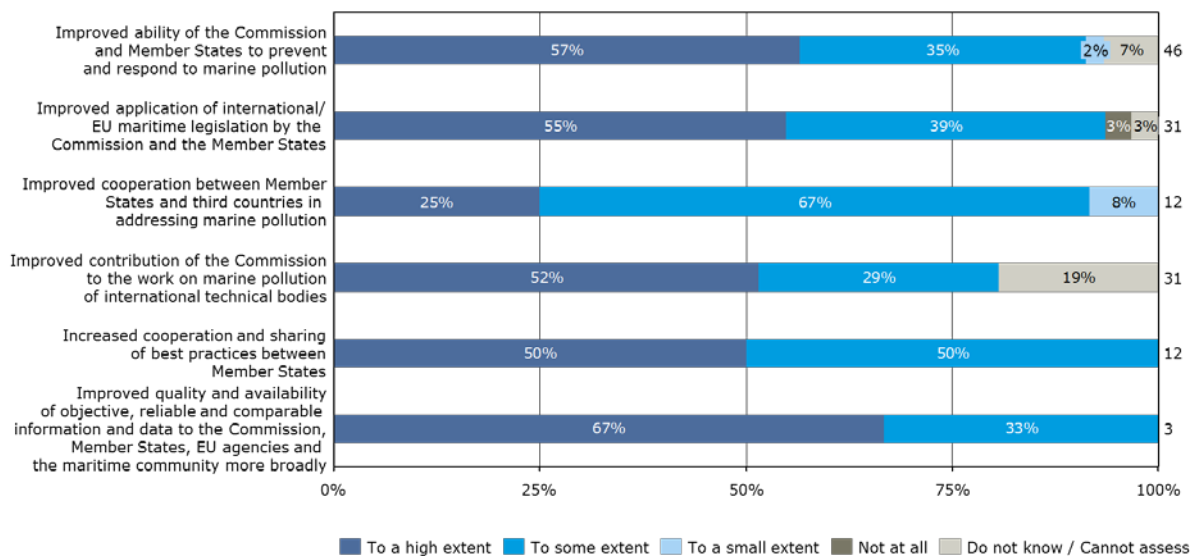
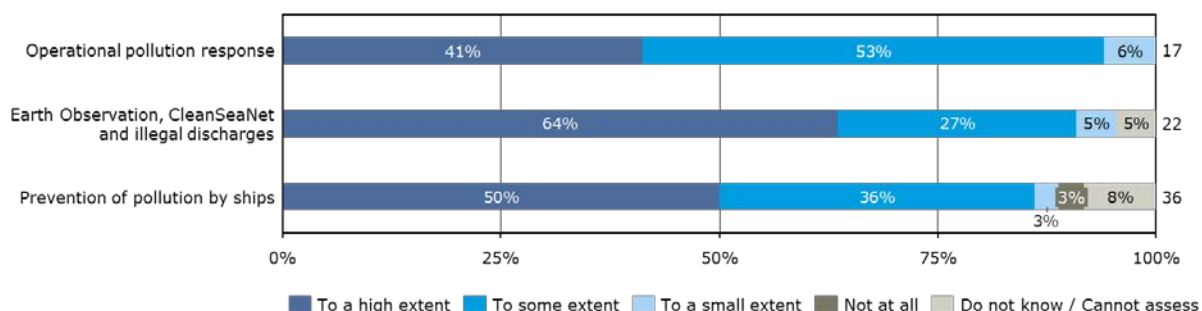
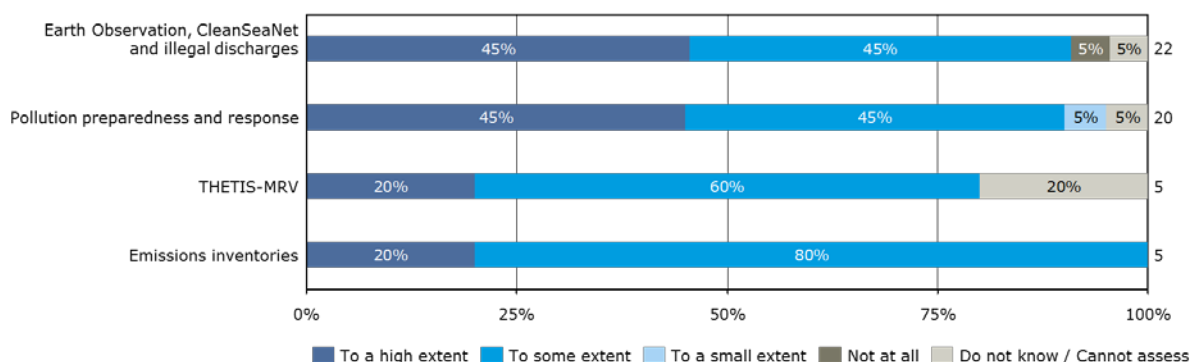


Figure 34: In your opinion, to what extent have the activities of EMSA in the following areas contributed to improved ability of the Commission and Member States to prevent and respond to marine pollution? (N=59)



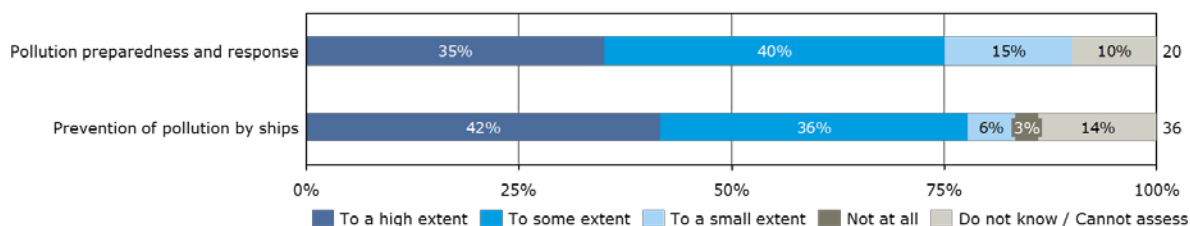
Note: this question was not asked to EMSA staff.

Figure 35: In your opinion, to what extent have the activities of EMSA in the following areas contributed to improved application of international/EU maritime legislation by the Commission and the Member States? (N=43)



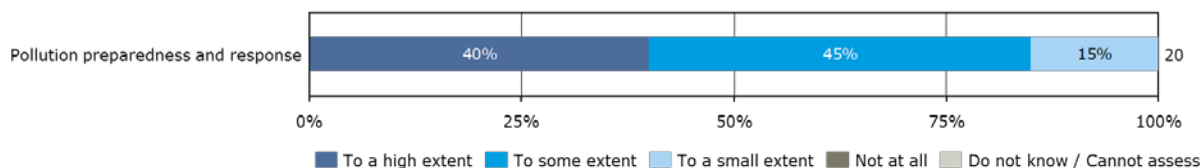
Note: this question was not asked to EMSA staff.

Figure 36: In your opinion, to what extent have the activities of EMSA in the following areas contributed to improved contribution of the Commission to the work on marine pollution of international technical bodies? (N=51)



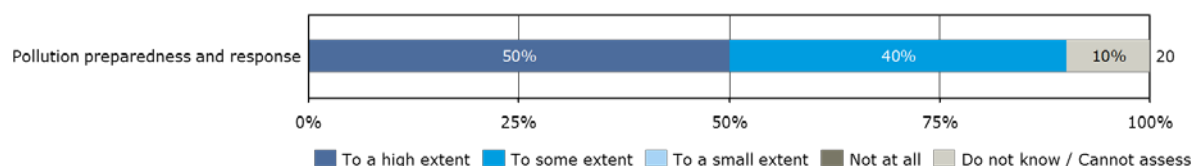
Note: this question was not asked to EMSA staff.

Figure 37: In your opinion, to what extent have the activities of EMSA in the following areas contributed to improved cooperation between Member States and third countries in addressing marine pollution? (N=20)



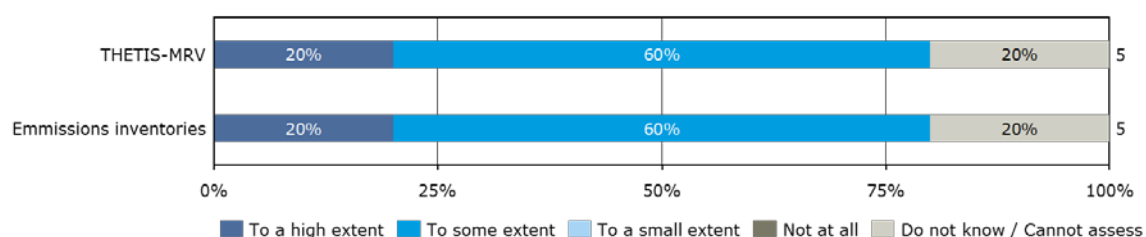
Note: this question was not asked to EMSA staff.

Figure 38: In your opinion, to what extent have the activities of EMSA in the following areas contributed to increased cooperation and sharing of best practices between Member States? (N=20)



Note: this question was not asked to EMSA staff.

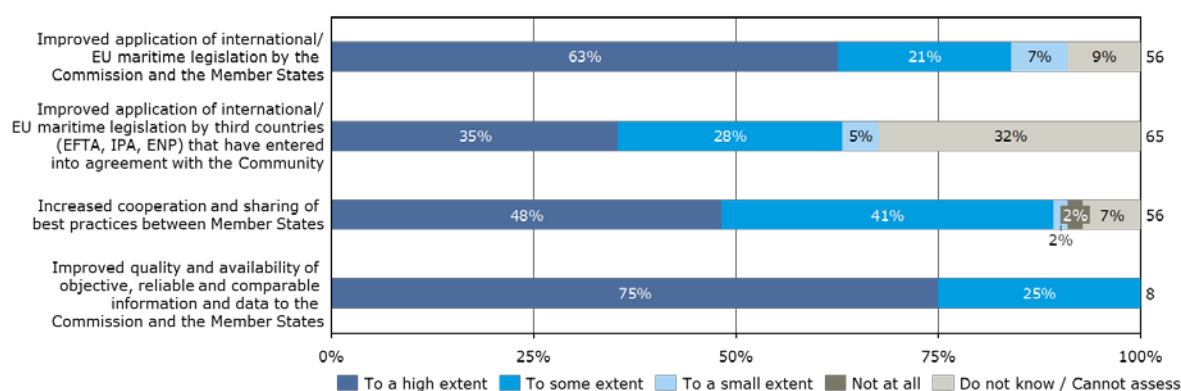
Figure 39: In your opinion, to what extent have the activities of EMSA in the following areas contributed to improved quality and availability of objective, reliable and comparable information and data to the Commission, Member States, EU agencies and the maritime community more broadly? (respondents can have selected both services, N=9)



Note: this question was not asked to EMSA staff.

4.4 Information, Knowledge and Training

Figure 40: Assessment of achievement of results for activities in the area of Information, Knowledge and Training (N=66)



Note: this question was not asked to EMSA staff.

The figure is compiled on the basis of the assessments of activities in the area of Information, Knowledge and Training presented in Figure 42 to Figure 49

Figure 41: Assessment of achievement of results for activities in the area of Information, Knowledge and Training (only national maritime administrations, including members of the Administrative Board, N=40)

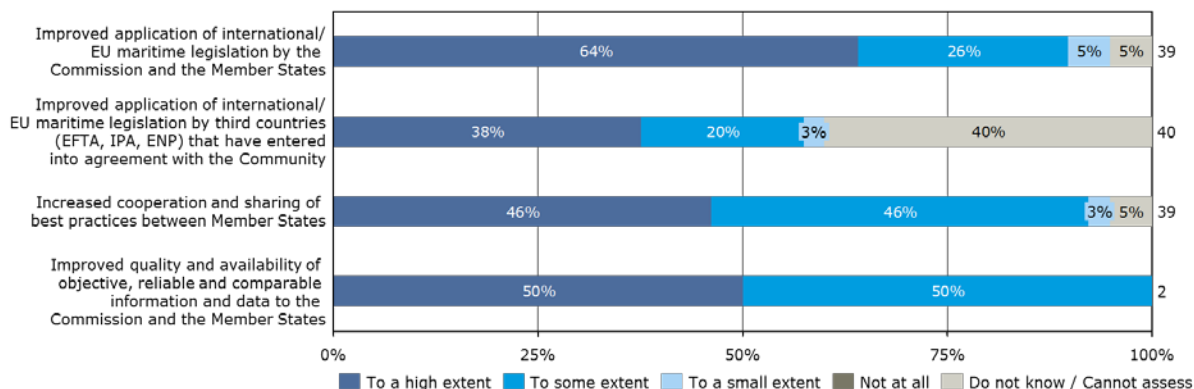
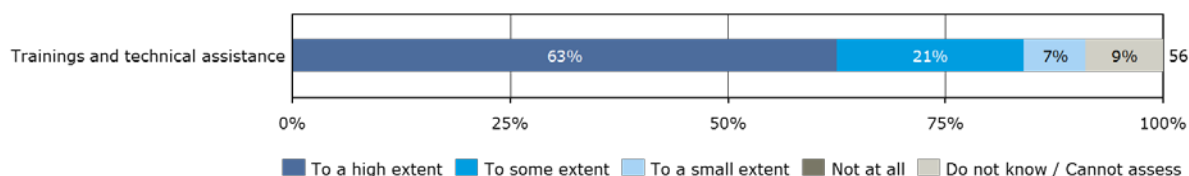
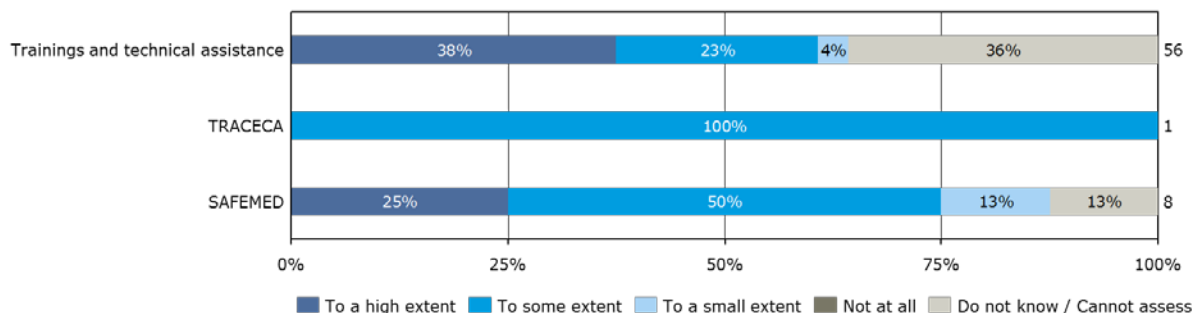


Figure 42: In your opinion, to what extent have the activities of EMSA in the following areas contributed to improved application of international/EU maritime legislation by the Commission and the Member States? (N=56)



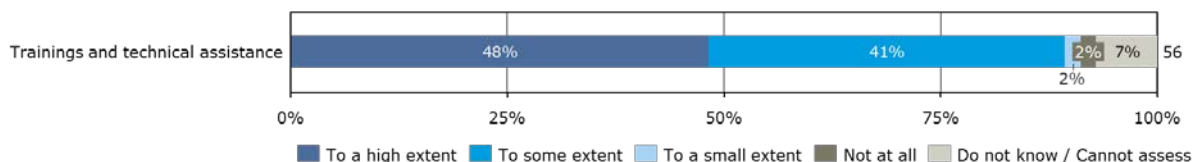
Note: this question was not asked to EMSA staff.

Figure 43: In your opinion, to what extent have the activities of EMSA in the following areas contributed to improved application of international/EU maritime legislation by third countries (EFTA, IPA, ENP) that have entered into agreement with the Community? (N=61)



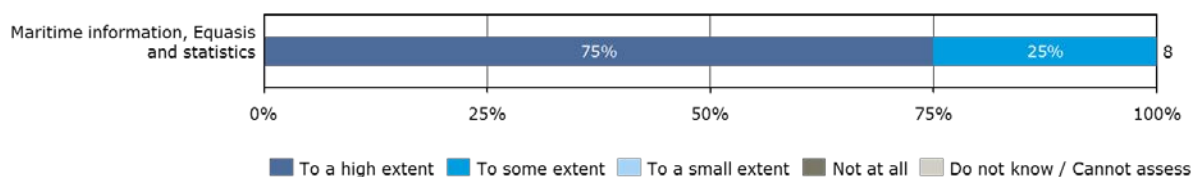
Note: this question was not asked to EMSA staff.

Figure 44: In your opinion, to what extent have the activities of EMSA in the following areas contributed to increased cooperation and sharing of best practices between Member States? (N=56)



Note: this question was not asked to EMSA staff.

Figure 45: In your opinion, to what extent have the activities of EMSA in the following areas contributed to improved quality and availability of objective, reliable and comparable information and data to the Commission and the Member States? (N=8)



Note: this question was not asked to EMSA staff.

5. IMPACT

The questions on impact have been asked to all stakeholders participating in the survey. In the following section, the figures present the total survey population, as well as those of the two main stakeholder groups: EMSA staff members and representatives of national maritime administrations, including the members of EMSA's Administrative Board.

Figure 46: In your opinion, to what extent has EMSA's work contributed to a high, uniform and effective level of maritime safety and security in Europe? (N=415)

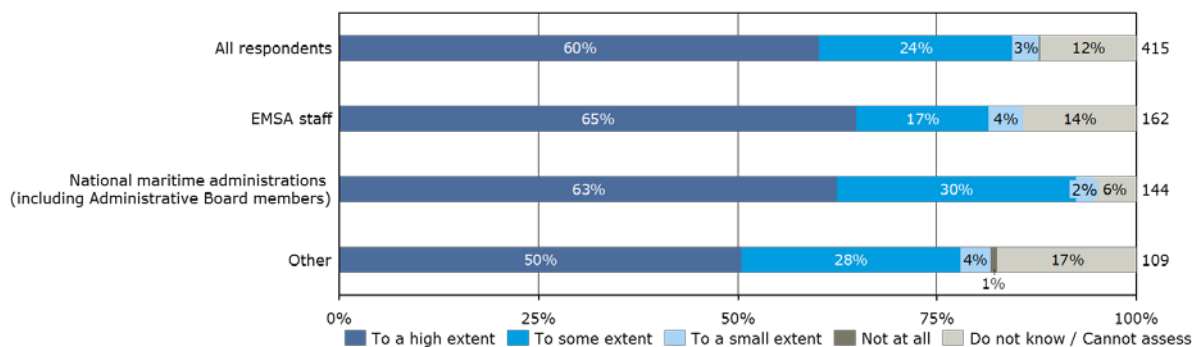


Figure 47: In your opinion, to what extent has EMSA's work contributed to effective and uniform prevention of and response to marine pollution caused by ships and by oil and gas installations? (N=415)

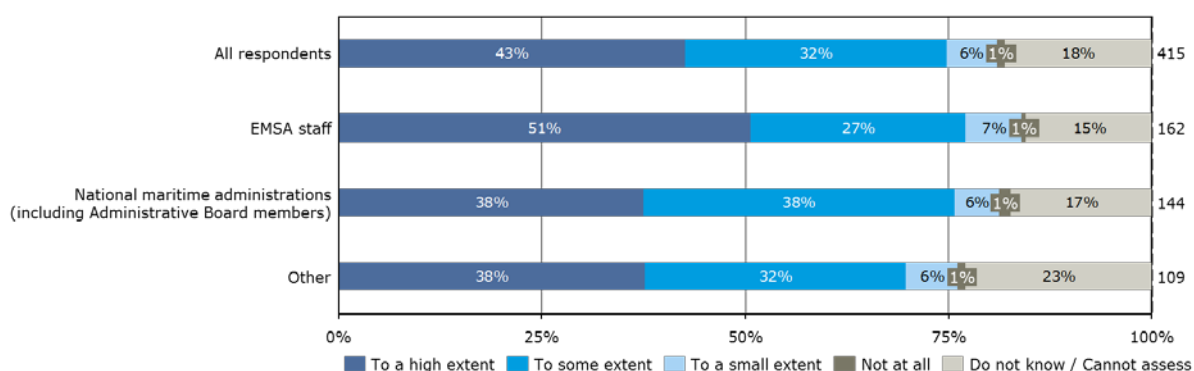


Figure 48: In your opinion, to what extent has EMSA's work contributed to efficient European maritime traffic and transport? (N=415)

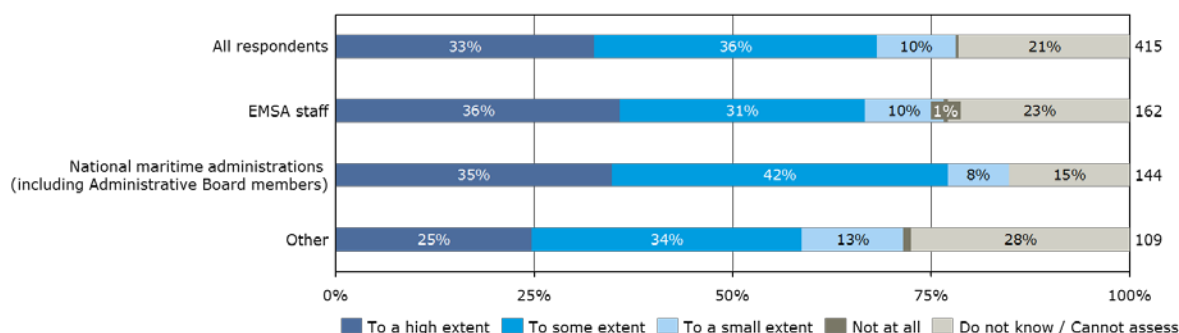
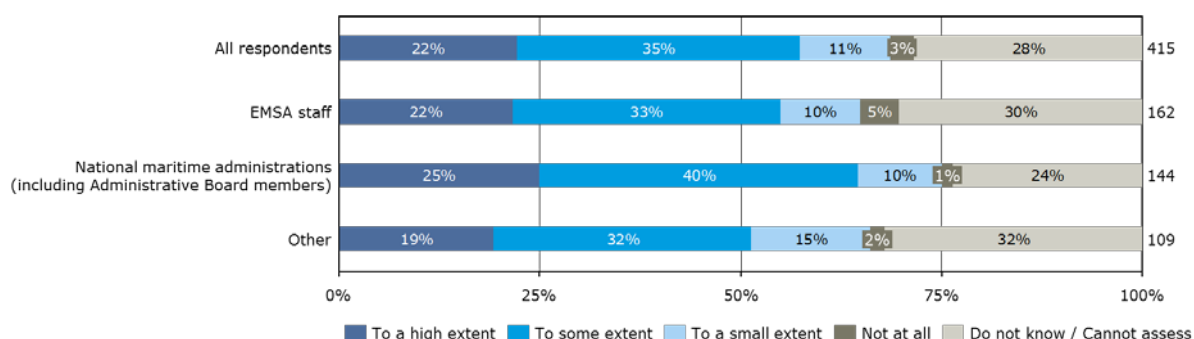


Figure 49: In your opinion, to what extent has EMSA's work contributed to the establishment of a European maritime transport space without barriers? (N=415)

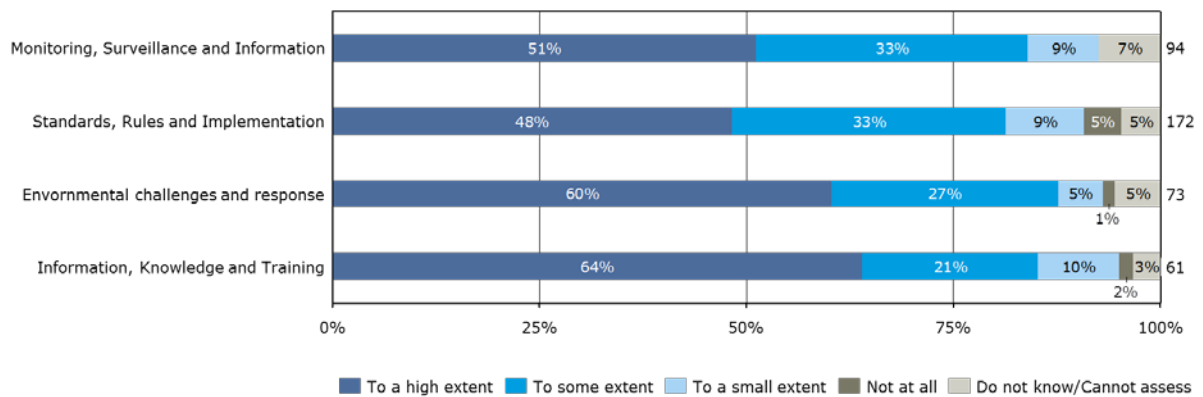


Those survey participants indicating for one or several of the impacts that EMSA contributed to them "not at all" or "to a small extent" were asked for the reason behind this assessment. A total of 55 answers have been provided which will be further analysed.

6. UTILITY

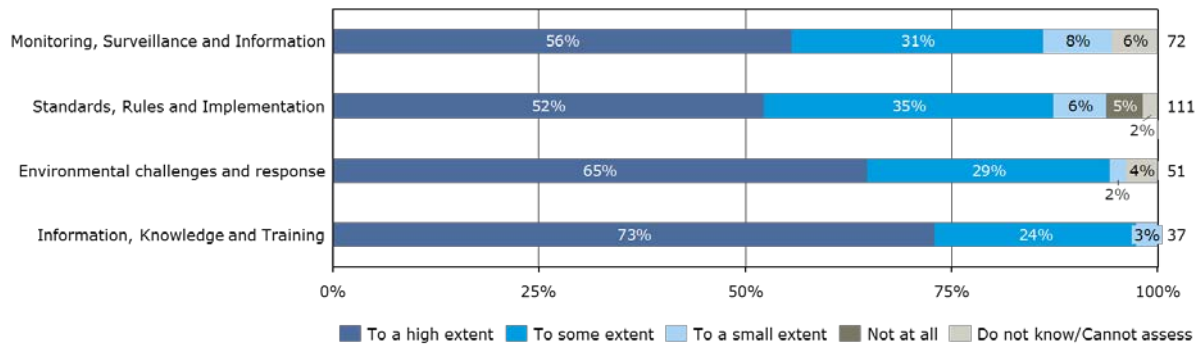
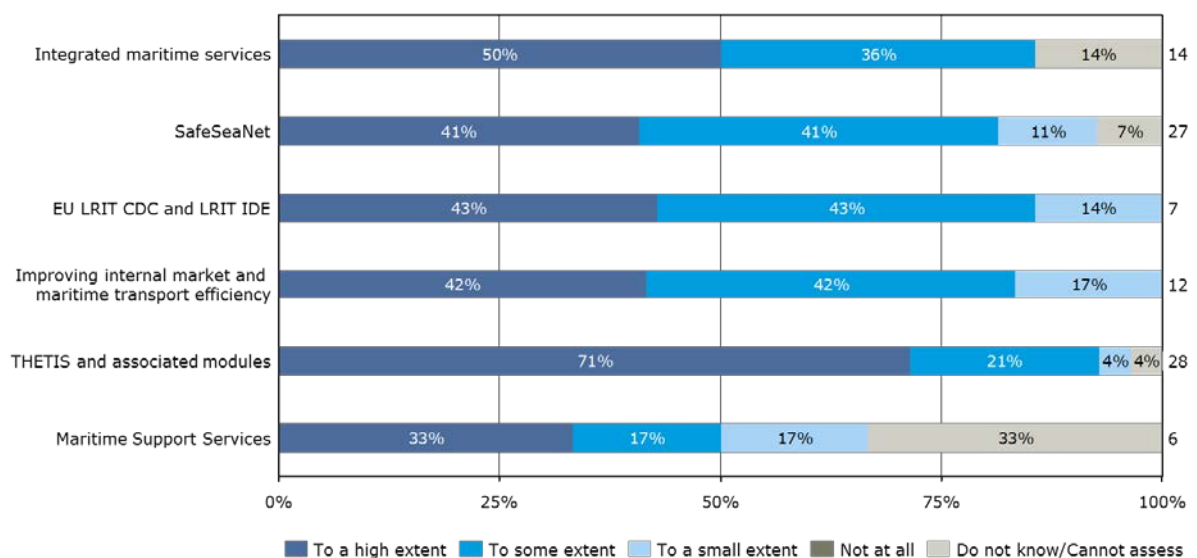
The questions on the utility of EMSA's activities and services are structured along the headings of the five year strategy. First, an overall figure across the four work areas on stakeholders' assessment of the extent to which EMSA's activities respond to their needs is presented. This is followed by more detailed figures showing the assessments for each activity or service.

The questions on utility were asked to all survey participants except for EMSA staff. The second figure of this section presents the overall assessment only showing responses from maritime administrations, including EMSA's Administrative Board. As described in the introduction to this report, respondents were able to choose up to three of EMSA's services on which further questions were asked. Therefore the total number of responses in the following figures (N) can be lower than the number of responses indicated in each row of the figures.

Figure 50: Assessment of utility aggregated per work area (N=174)

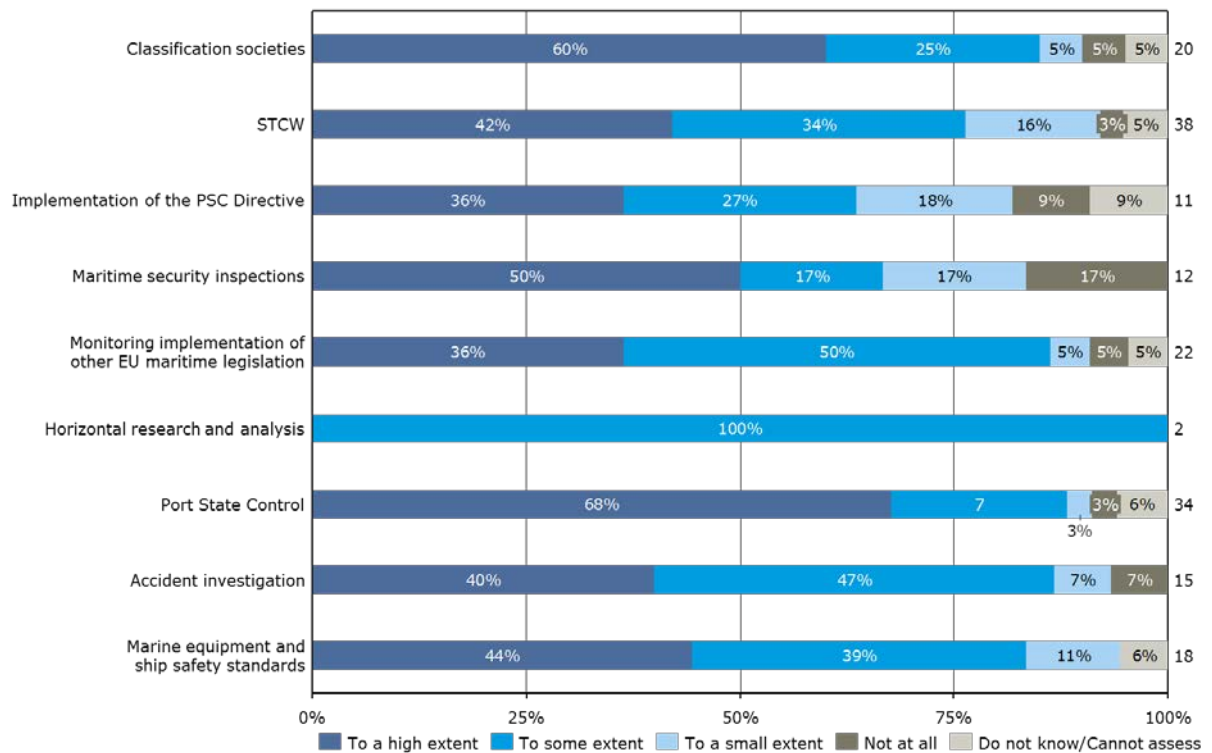
Note: this question was not asked to EMSA staff.

The figure is compiled on the basis of the assessments of activities in the four work areas, presented in Figure 52 to Figure 55.

Figure 51: Assessment of utility aggregated per work area (only national maritime administrations including members of the Administrative Board, N=111)**Figure 52: In your opinion, to what extent do the following EMSA activities/services meet your / your organisation's needs? Monitoring, Surveillance and Information (N=63)**

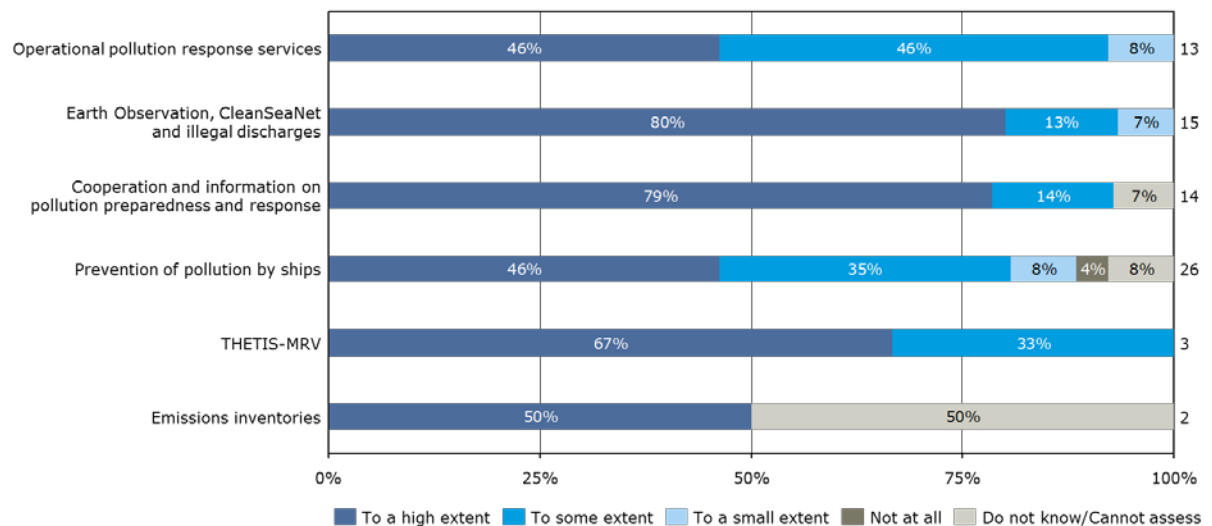
Note: this question was not asked to EMSA staff.

Figure 53: In your opinion, to what extent do the following EMSA activities/services meet your / your organisation's needs? – Standards, Rules and Implementation (N= 107)



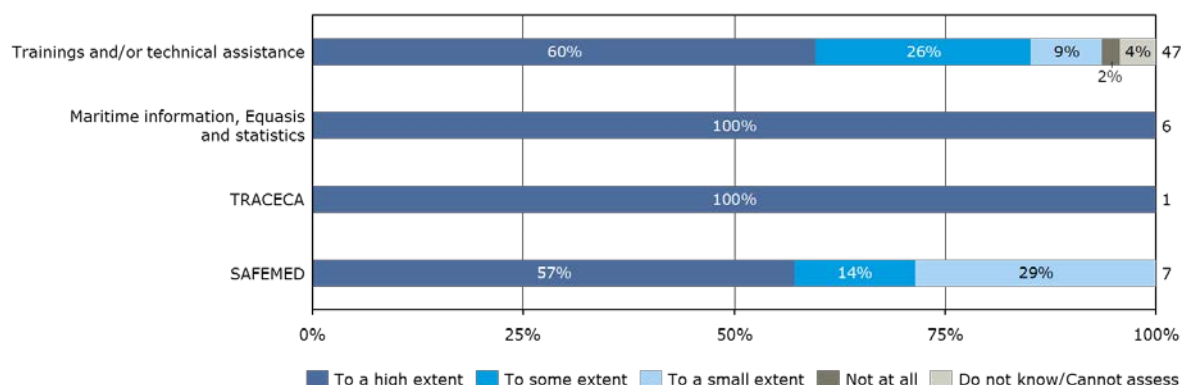
Note: this question was not asked to EMSA staff.

Figure 54: In your opinion, to what extent do the following EMSA activities/services meet your / your organisation's needs? – Environmental Challenges and Response (N=50)



Note: this question was not asked to EMSA staff.

Figure 55: In your opinion, to what extent do the following EMSA activities/services meet your / your organisation's needs? – Information, Knowledge and Training (N=51)



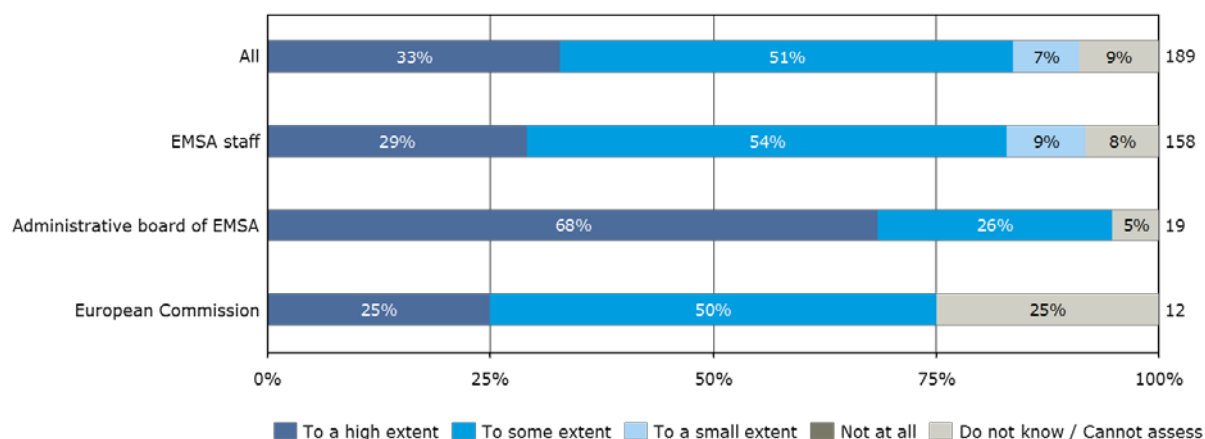
Note: this question was not asked to EMSA staff.

7. EFFICIENCY AND COST-EFFECTIVENESS

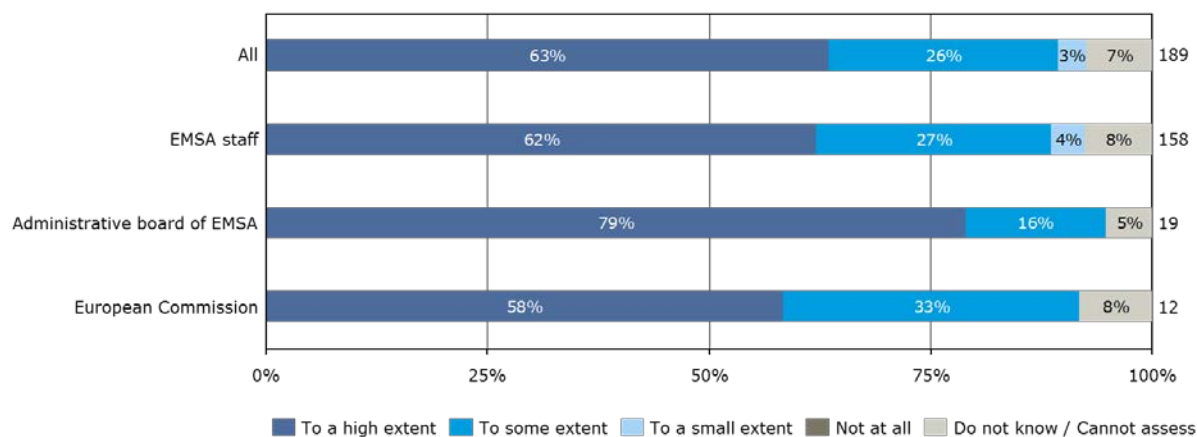
Questions concerning EMSA's efficiency were asked to all stakeholders. The present section first presents the assessments made by EMSA's staff, the Administrative Board and the Commission. In a second part, questions which only were asked to EMSA staff are shown, some of the differentiating between the different departments. Finally, questions covering the specific activities and services of EMSA which were answered by the members of the Administrative Board and the national maritime authorities are presented.

7.1 Questions asked to EMSA staff, the Administrative Board and the Commission

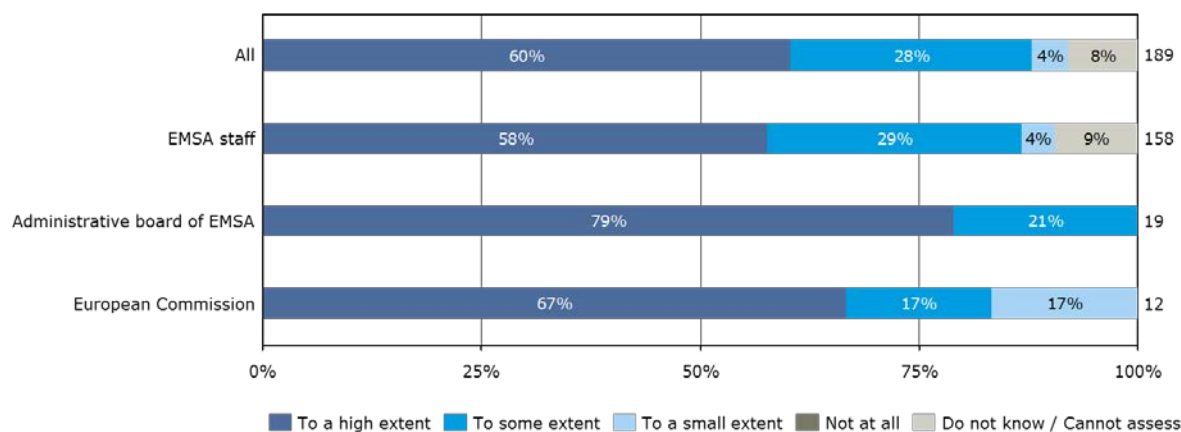
Figure 56: In your opinion, to what extent does EMSA in general have sufficient resources and competencies to fulfil its mandate and tasks? (N=189)



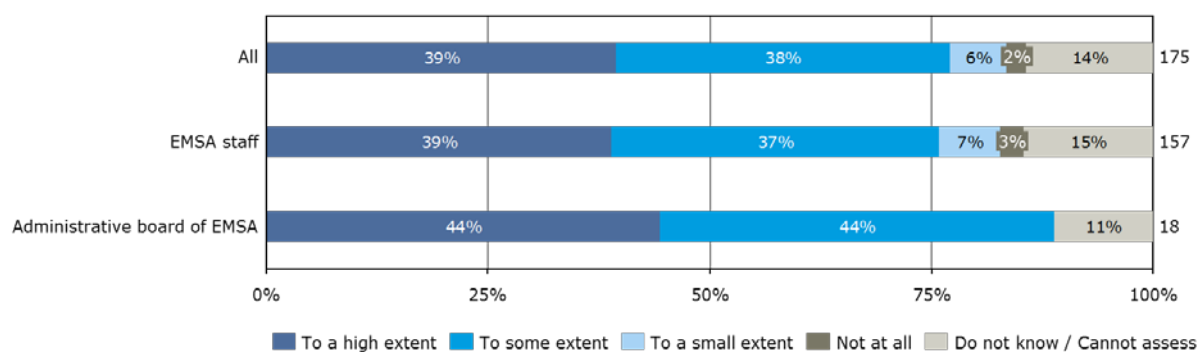
Note: this question was asked to EMSA staff, members of EMSA's Administrative Board and the Commission.

Figure 57: In your opinion, to what extent are tasks carried out by EMSA completed on time? (N=189)

Note: this question was asked to EMSA staff, members of EMSA's Administrative Board and the Commission.

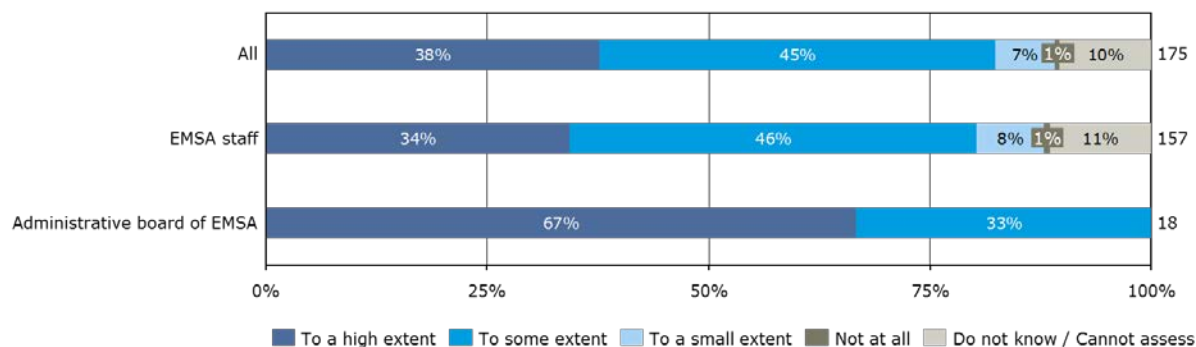
Figure 58: In your opinion, to what extent are tasks carried out by EMSA meeting expectations in terms of quality? (N=189)

Note: this question was asked to EMSA staff, members of EMSA's Administrative Board and the Commission.

Figure 59: In your opinion, to what extent has EMSA been able to take on new tasks without it compromising the Agency's performance in other areas? (N=175)

Note: this question was asked to EMSA staff and to members of EMSA's Administrative Board.

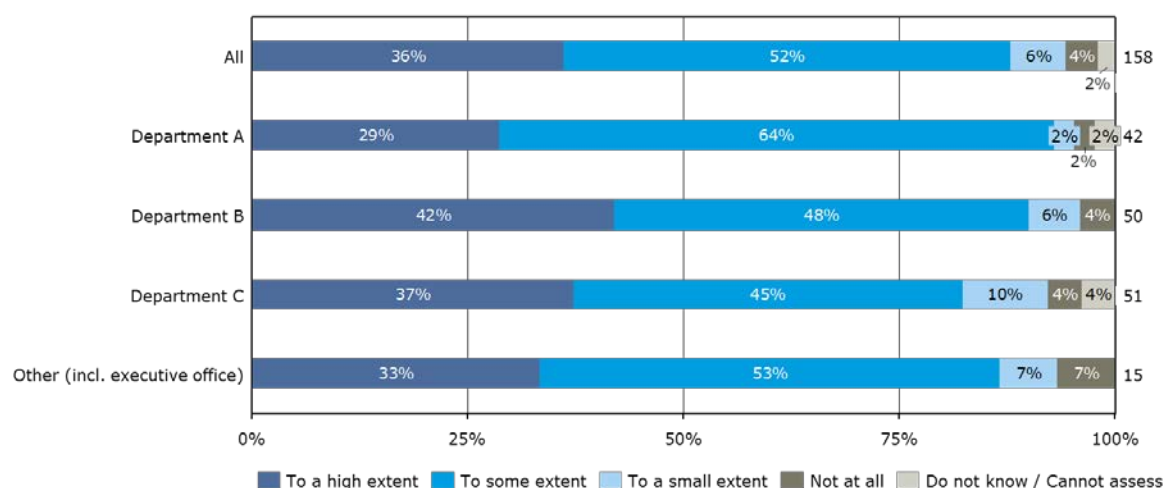
Figure 60: In your opinion, to what extent has EMSA been able to maintain its performance level despite reductions in budget/staff resources in some areas? (N= 175)



Note: this question was asked to EMSA staff and to members of EMSA's Administrative Board.

7.2 Questions only asked to EMSA staff

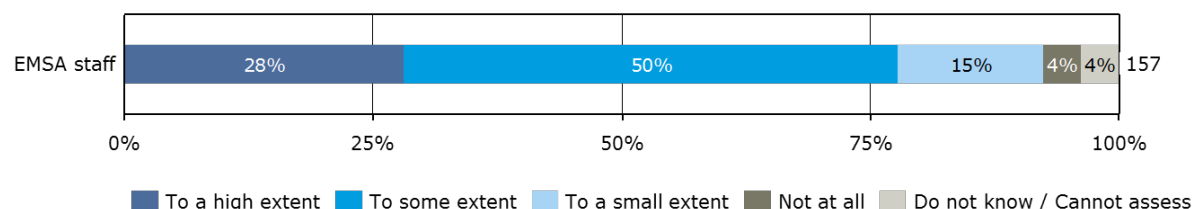
Figure 61: In your opinion, to what extent does your department or work area have sufficient resources and competencies to complete tasks on time and meet expectations in terms of quality? (shown per department, N=158)



Note: this question was only asked to EMSA staff.

EMSA staff members were invited to provide suggestions how it can be better ensured that tasks are completed on time and expectations in terms of quality are met. A total of 71 answers have been provided which will be further analysed.

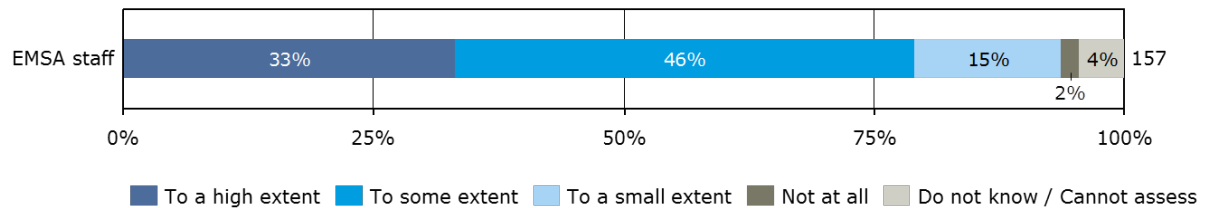
Figure 62: In your opinion, to what extent does the existing level of cooperation and information exchange within EMSA enable and support you to deliver quality work on time? (N=157)



Note: this question was only asked to EMSA staff.

EMSA staff members were invited to provide suggestions on how to improve coordination and information exchange within EMSA. A total of 63 answers have been provided which will be further analysed.

Figure 63: In your opinion, to what extent do existing organisational structures within EMSA enable and support you to deliver quality work on time? (N=157)

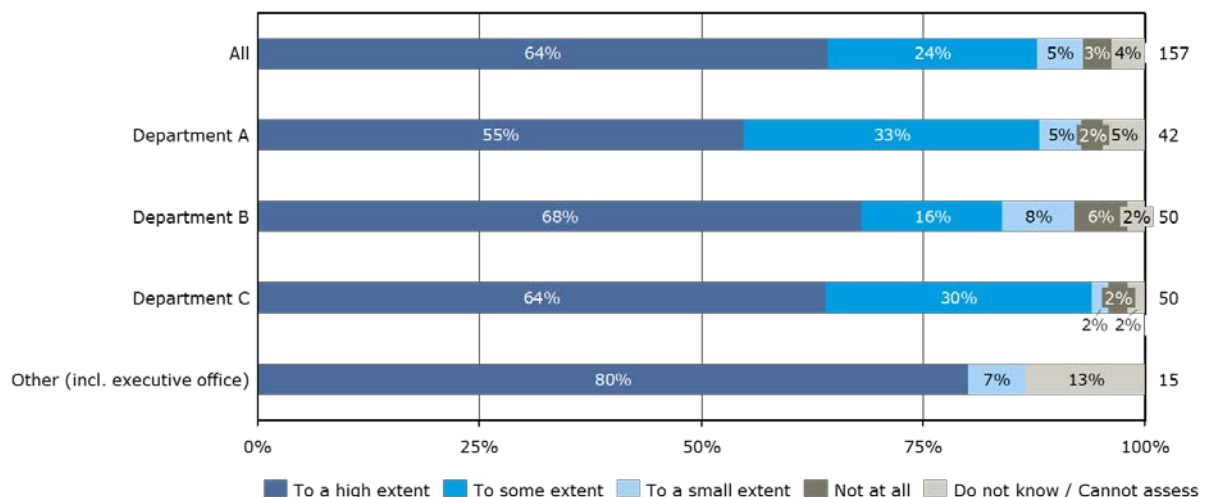


Note: this question was only asked to EMSA staff.

EMSA staff members were invited to provide suggestions on how to improve the organisational structures within EMSA. A total of 56 answers have been provided which will be further analysed.

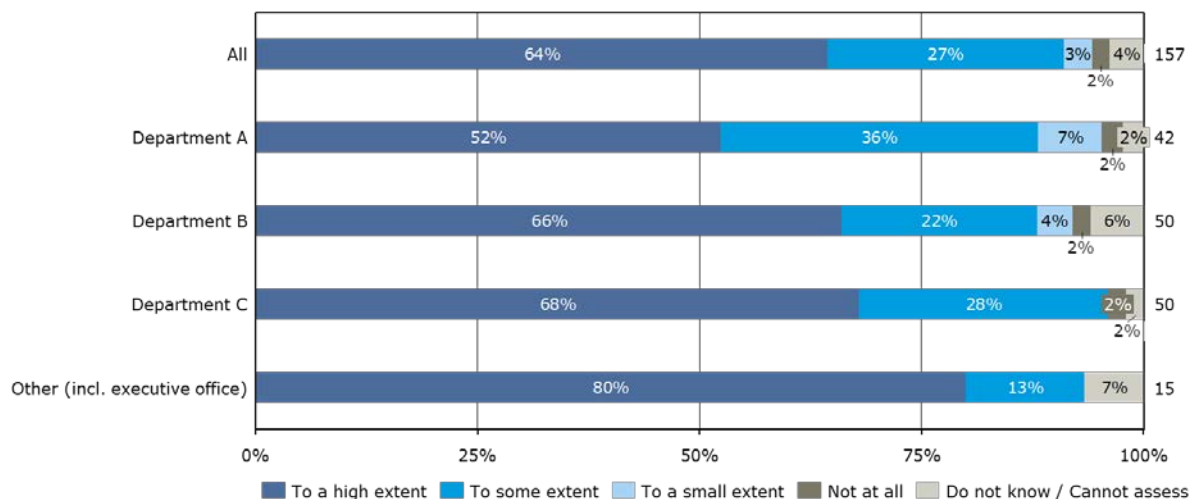
EMSA staff members were also asked to indicate any other factors, besides internal cooperation and organisational structures which influence their work and EMSA's performance, either positively or negatively. A total of 61 answers have been provided which will be further analysed.

Figure 64: what extent do you agree with the following statements? - I am familiar with the Key Performance Indicators and targets set for my area of work. (shown per department, N=157)



Note: this question was only asked to EMSA staff.

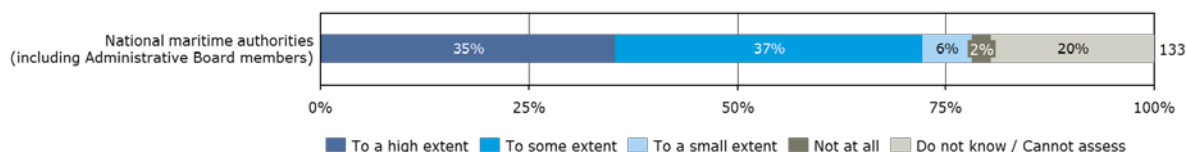
Figure 65: To what extent do you agree with the following statements? - I have sufficient knowledge of the extent to which we are meeting our targets within my area of work. (shown per department, N=157)



Note: this question was only asked to EMSA staff.

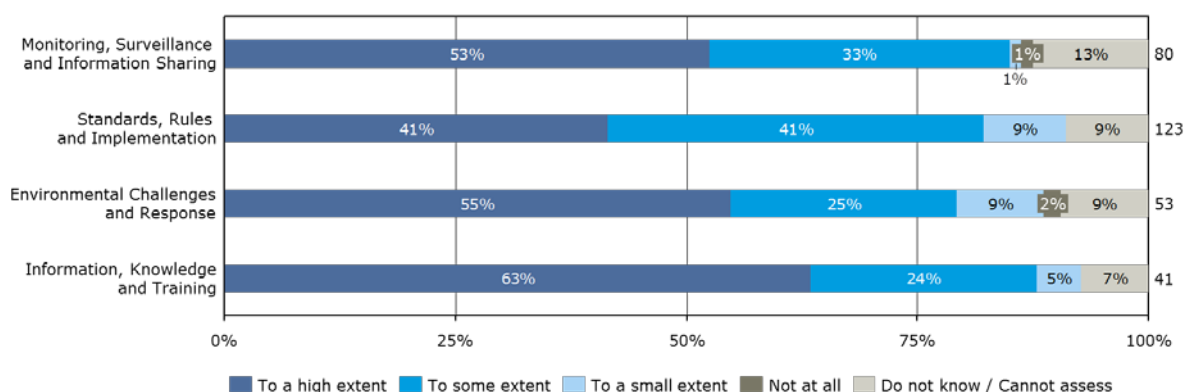
7.3 Questions asked to the Administrative Board and to national maritime authorities

Figure 66: In your opinion, to what extent does EMSA's work produce similar results at lower costs compared to a situation where the work was performed at national level? (N= 133)



Note: this question was asked to members of EMSA's Administrative Board and to national maritime authorities.

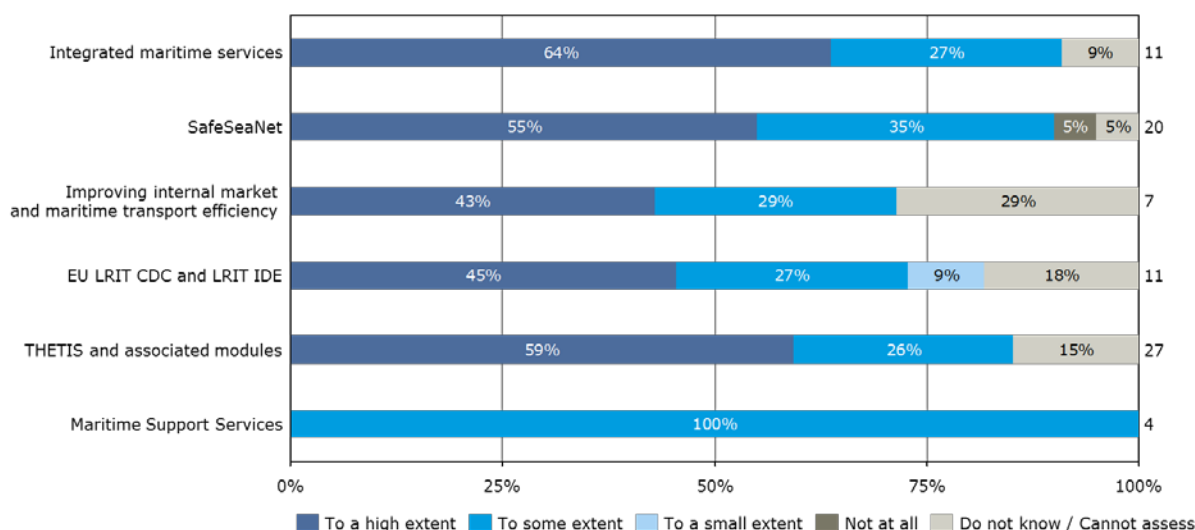
Figure 67: Assessment of value for money aggregated per work area (based on respondents' selection of up to three services, N=124)



Note: this question was asked to members of EMSA's Administrative Board and to national maritime authorities.

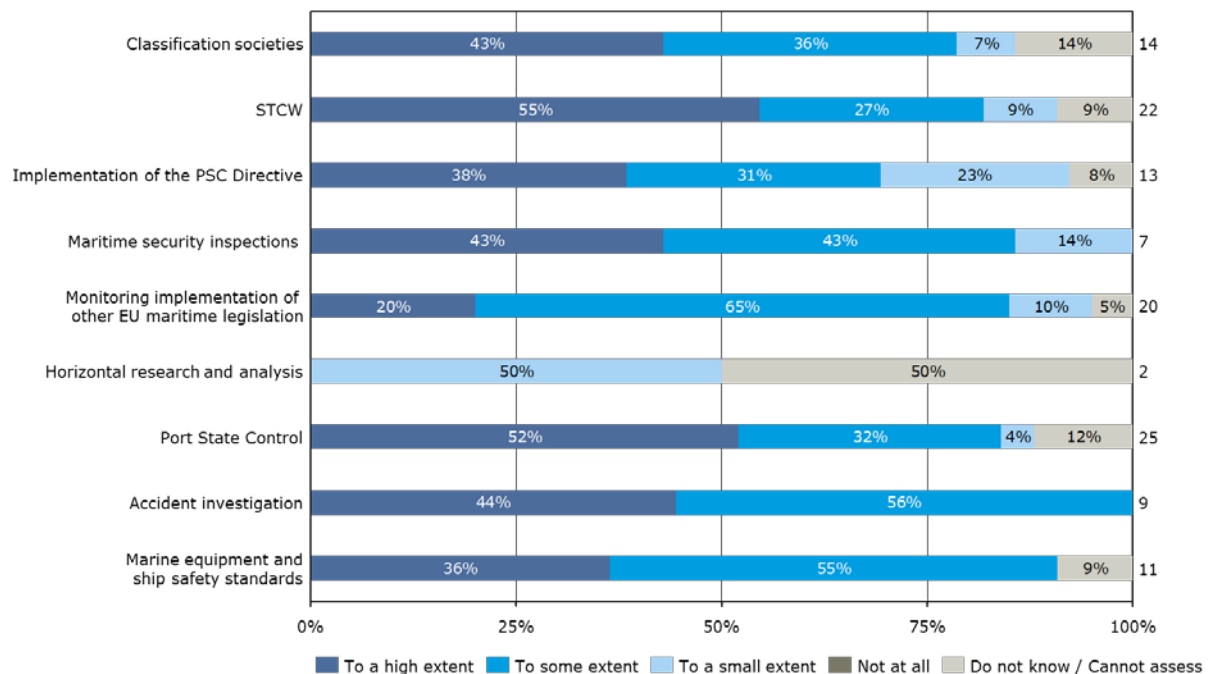
The figure is compiled on the basis of the assessments of activities in the four work areas, presented in Figure 68 to Figure 71.

Figure 68: In your opinion, to what extent are the services in the area of Monitoring, Surveillance and Information providing high value for money? (based on respondents' selection of up to three services, N=55)



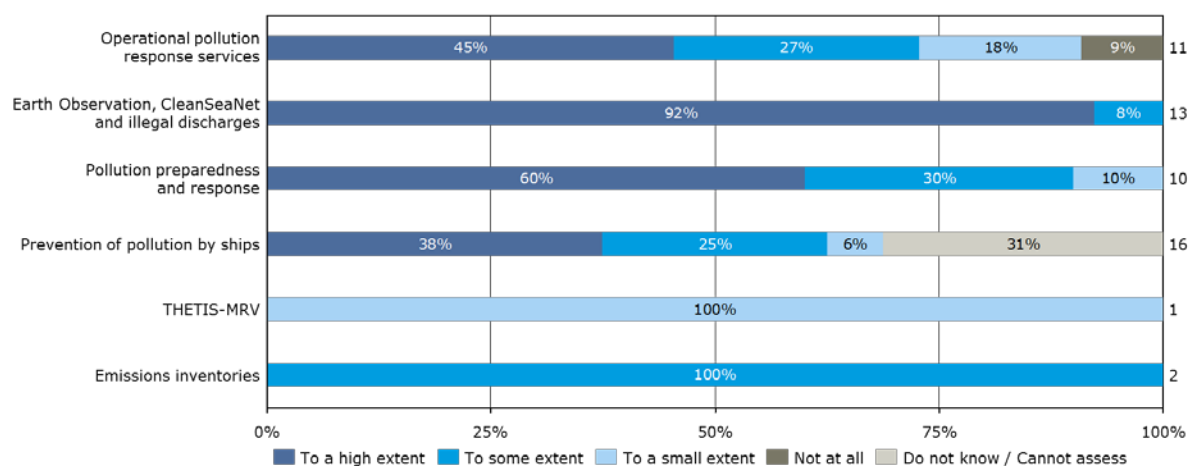
Note: this question was asked to members of EMSA's Administrative Board and to national maritime authorities.

Figure 69: In your opinion, to what extent are the services in the area of Monitoring, Surveillance and Information providing high value for money? (based on respondents' selection of up to three services, N=80)



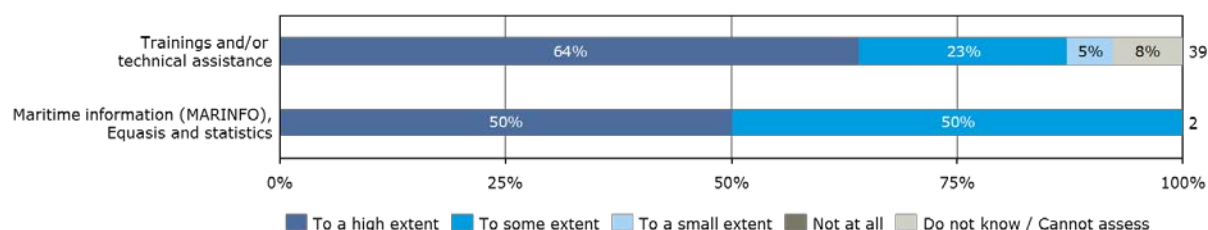
Note: this question was asked to members of EMSA's Administrative Board and to national maritime authorities.

Figure 70: In your opinion, to what extent are the services in the area of Environmental Challenges and Response providing high value for money? (based on respondents' selection of up to three services, N=33)



Note: this question was asked to members of EMSA's Administrative Board and to national maritime authorities.

Figure 71: In your opinion, to what extent are the services in the area of Monitoring, Surveillance and Information providing high value for money? (based on respondents' selection of up to three services, N=39)



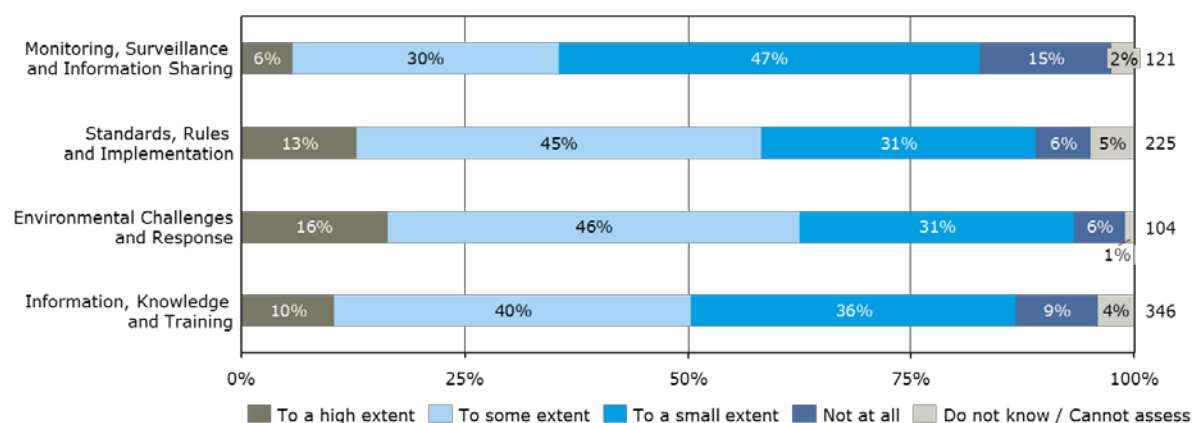
Note: this question was asked to members of EMSA's Administrative Board and to national maritime authorities.

8. ADDED VALUE

The questions concerning the added value of EMSA's activities and services were asked to all participants except for EMSA staff. Responses are first presented in an overall figure grouping the responses according to the headings of EMSA's five year strategy. The second figure of this section presents the overall assessment only showing responses from maritime administrations, including EMSA's Administrative Board. Then the responses for the individual activities or services are shown.

As described in the introduction to this report, respondents were able to choose up to three of EMSA's services on which further questions were asked. Therefore the total number of responses in the following figures (N) can be lower than the number of responses indicated in each row of the figures.

Figure 72: Assessment of added value aggregated per work area (N=226)



Note: this question was not asked to EMSA staff.

The figure is compiled on the basis of the assessments of activities in the four work areas, presented in Figure 75 to Figure 78.

Figure 73: Assessment of added value aggregated per work area (only national maritime administrations including members of the Administrative Board, N=132)

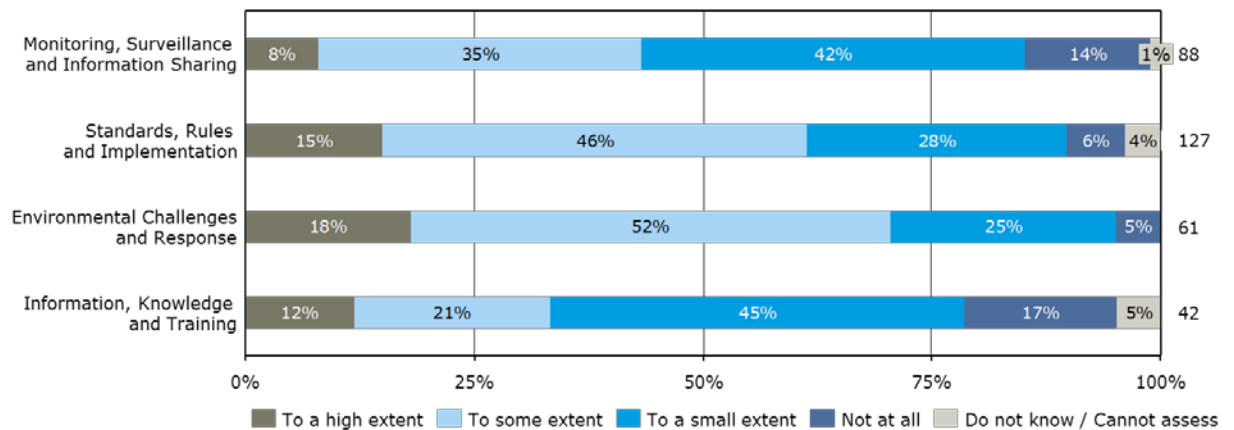
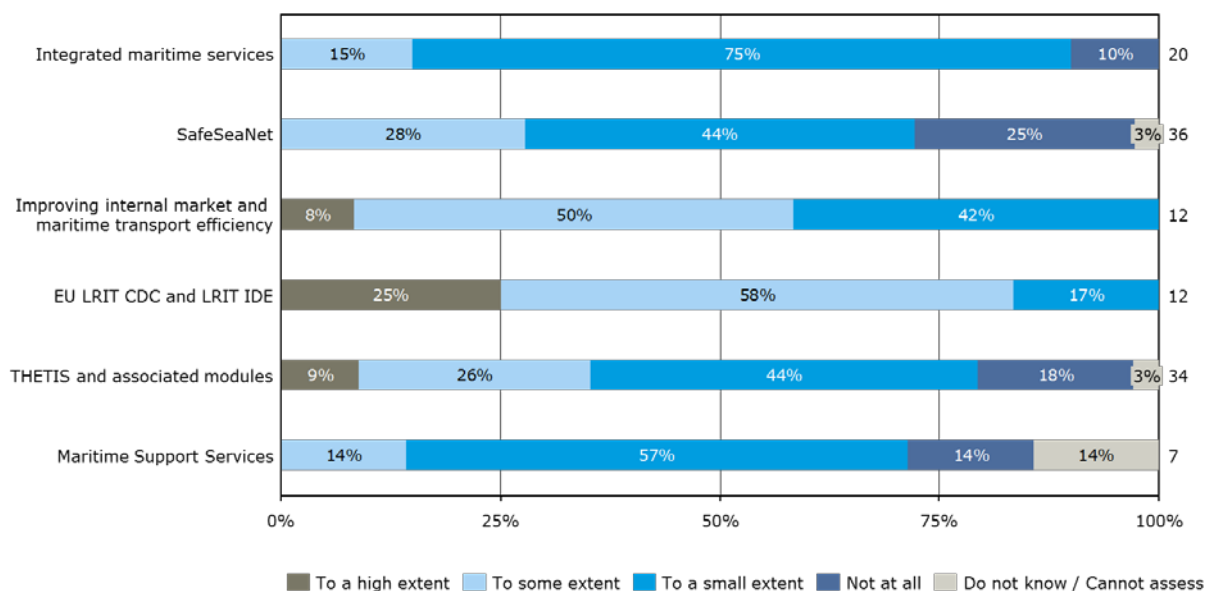
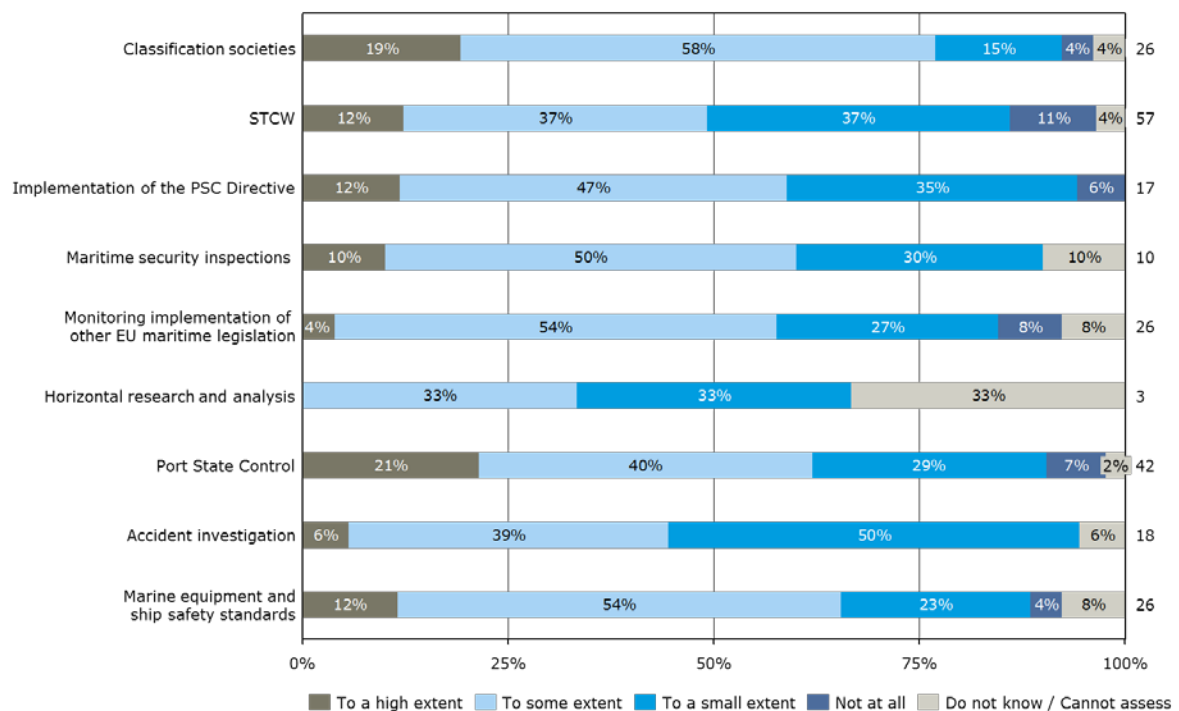


Figure 74: Imagine that EMSA did not exist: To what extent could similar results of the following EMSA activities in the area of Monitoring, Surveillance and Information be achieved through efforts at national and/or international level? (N=84)



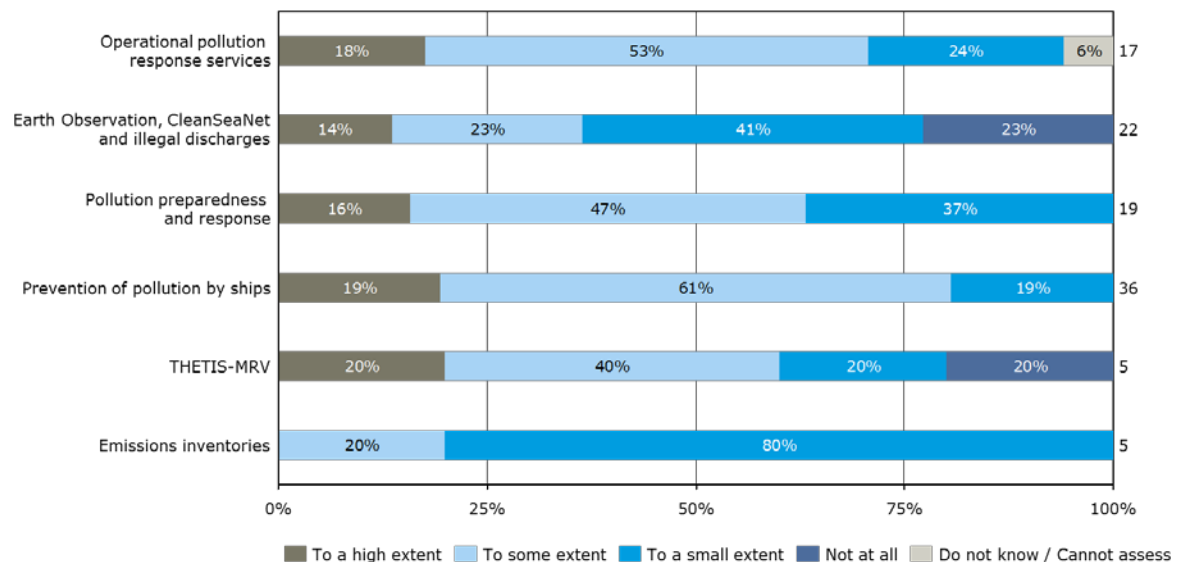
Note: this question was not asked to EMSA staff.

Figure 75: Imagine that EMSA did not exist: To what extent could similar results of the following EMSA activities in the area of Standards, Rules and Implementation be achieved through efforts at national and/or international level? (N=150)



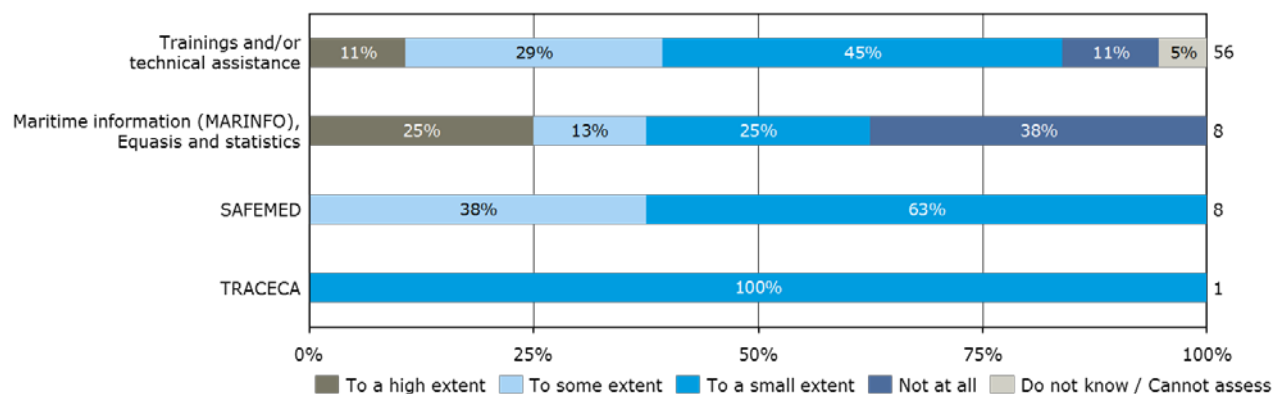
Note: this question was not asked to EMSA staff.

Figure 76: Imagine that EMSA did not exist: To what extent could similar results of the following EMSA activities in the area of Environmental Challenges and Response be achieved through efforts at national and/or international level? (N=69)



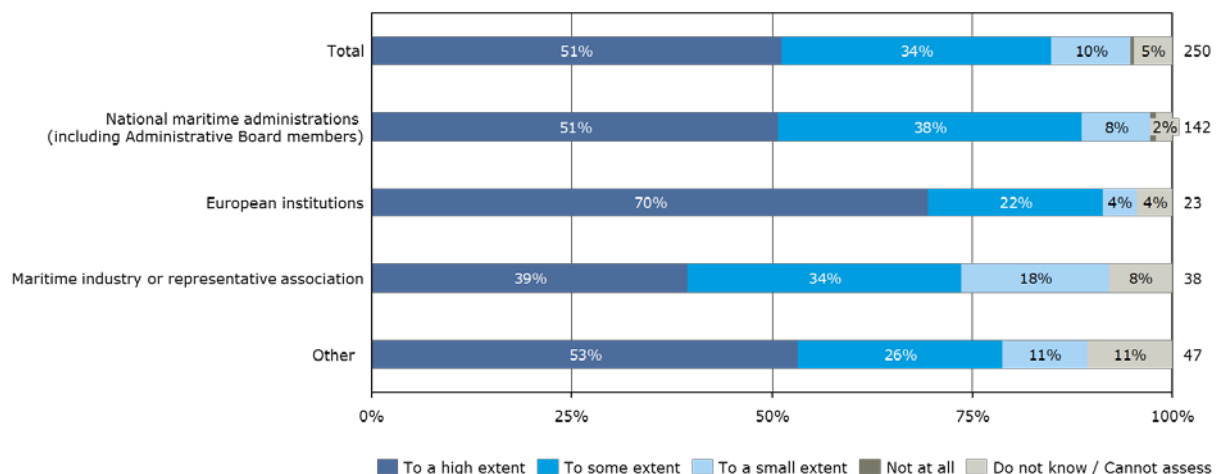
Note: this question was not asked to EMSA staff.

Figure 77: Imagine that EMSA did not exist: To what extent could similar results of the following EMSA activities in the area of Environmental Challenges and Response be achieved through efforts at national and/or international level? (N=66)



Note: this question was not asked to EMSA staff.

Figure 78: Imagine that EMSA ceased to exist or reduced the scope of its activities: To what extent would this have a negative impact on the level of maritime safety and security in Europe? (N=250)

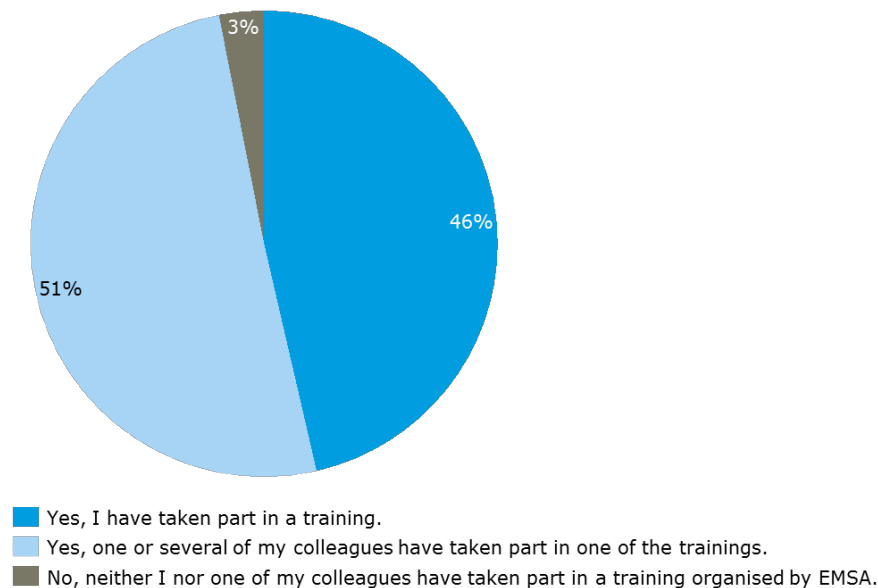


Note: this question was not asked to EMSA staff.

TRAINING ACTIVITIES

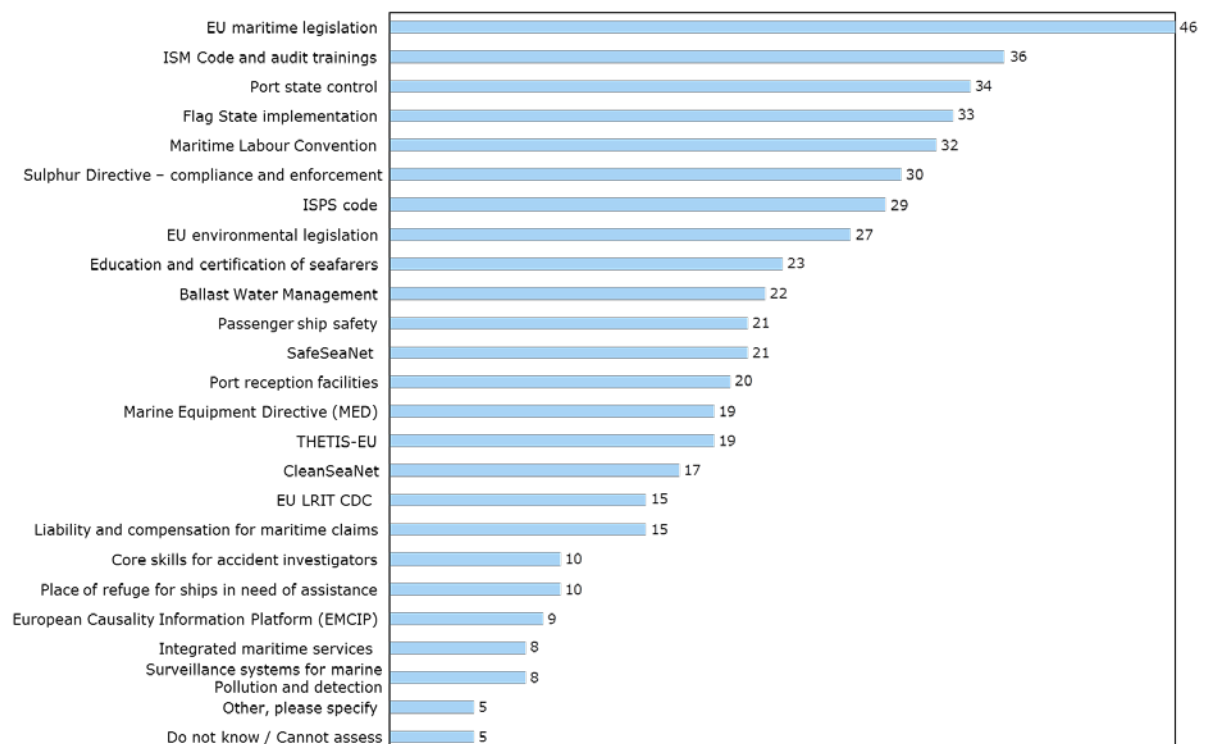
Respondents from national maritime authorities were asked about their assessment of EMSA's training activities. The responses are presented below.

Figure 79: In the past five years, have you or one of your colleagues taken part in one of the trainings organised by EMSA? (N=97)



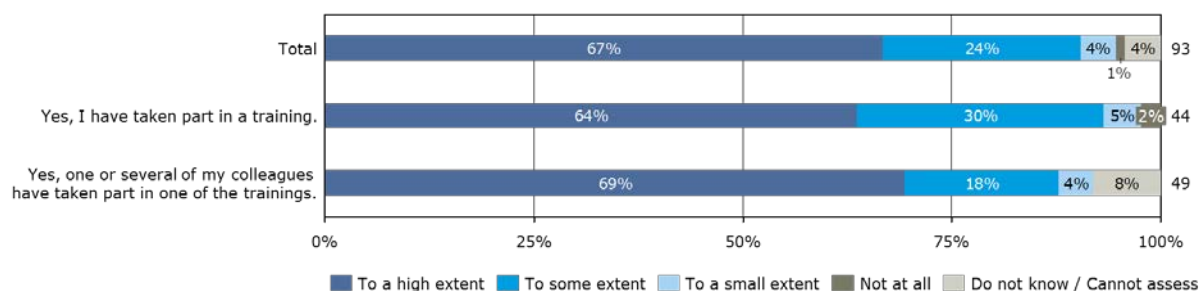
Note: this question was only asked to national maritime authorities

Figure 80: In the past five years, have you or one of your colleagues taken part in one of the trainings organised by EMSA? (multiple choice, N=93)



Note: this question was only asked to respondents who had indicated in the previous question that they or their colleagues had participated in training activities organised by EMSA.

Figure 81: On the long term, to what extent has your work benefitted from the training? Either through your direct learning experience or through the exchange with your colleagues. (N=93)



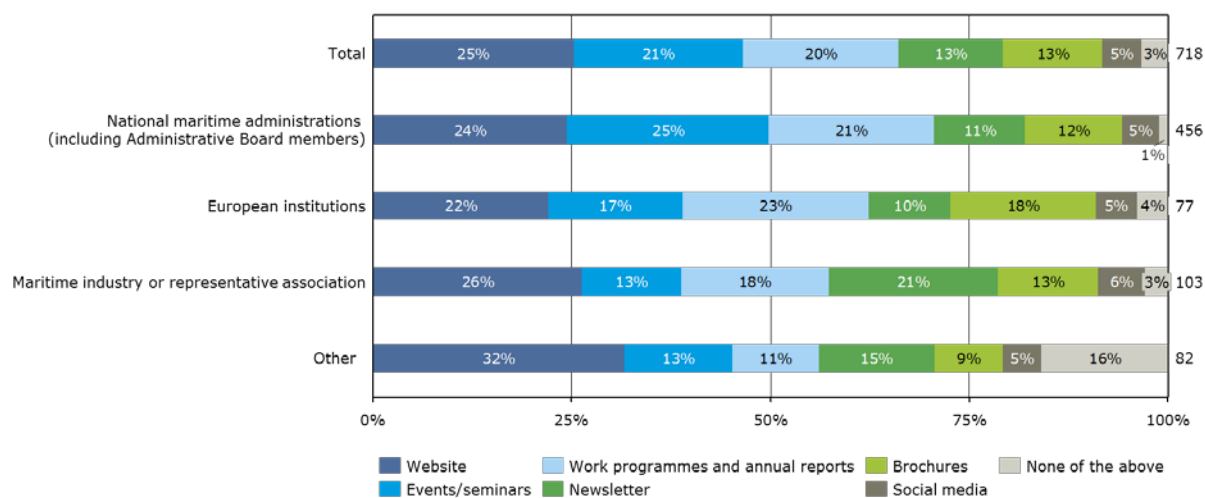
Note: this question was only asked to respondents who had indicated in the previous question that they or their colleagues had participated in training activities organised by EMSA.

The survey participants from national maritime administrations were asked to provide comments or suggestions concerning the training activities. A total of 20 answers have been provided which will be further analysed in the context of the case study on training activities.

9. COMMUNICATION

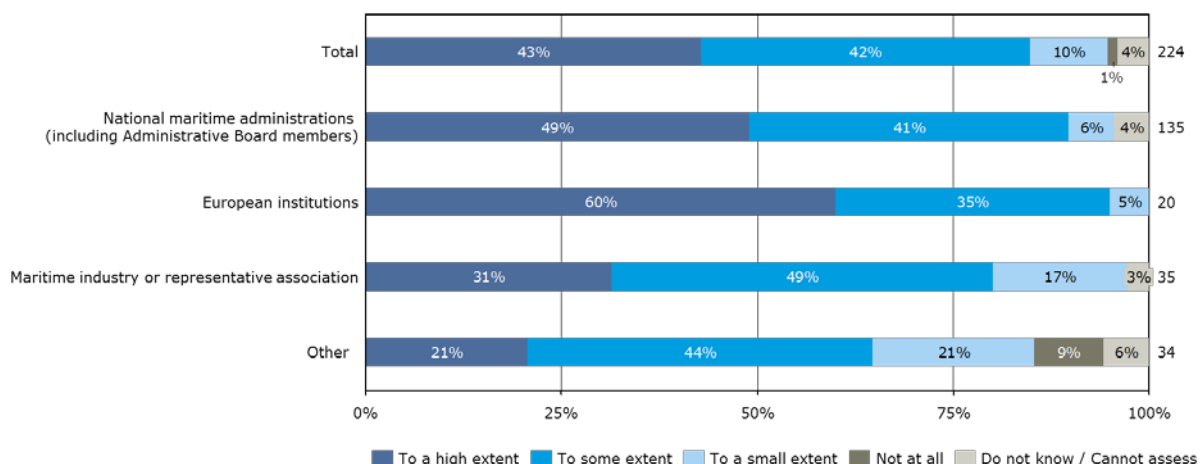
All participants except EMSA staff were asked questions about EMSA's external communication. The responses are presented below.

Figure 82: Which of the following communication activities/products of EMSA are you familiar with / have you taken part in? (multiple choice, N=249)



Note: this question was not asked to EMSA staff.

Figure 83: In your opinion, to what extent do EMSA's communication activities/products provide sufficient information for you/your organisation to remain aware and updated on EMSA's work? (N=224)



Note: this question was asked to all respondents indicating to be aware of at least one of EMSA's communication activities/products in the previous question.

All respondents to the survey (except for EMSA staff members) were asked to provide suggestions to increase general awareness about EMSA's work. A total of 73 answers have been provided which will be further analysed.

10. FORWARD LOOKING QUESTIONS

In the last section of the survey, national maritime authorities were asked to provide suggestions on what could be done in order to improve the quality and usefulness of EMSA's services. A total of 28 answers have been provided which will be further analysed.

All survey participants were able to provide comments or recommendations they had in mind while answering the questionnaire. A total of 87 answers have been provided which will be further analysed.

